MORLEY-IAS FIRE DETECTION AND ALARM SYSTEMS

Product Catalogue

Honeywell
MORLEY IAS
FIRE SYSTEMS

CONTENTS

Honeywell
MERLEY IAS
FIRE SYSTEMS
FIRE
FAULT
DISABLEMENT
TEST
BUZZER MUTED
SYSTEM FAULT
DELAYED MODE
SOUNDERS SILENCED
SOUNDER FAULT
SOUNDERS DISABLED
POWER
SUPPLY FAULT
EARTH FAULT
EN54-2
EN54-4
CE
F1
F2
CONNEXION

NON-ADDRESSABLE FIRE DETECTION AND ALARM SYSTEMS

FIRE ALARM CONTROL PANELS 5-6

NON ADDRESSABLE DEVICES 7-21

ADDRESSABLE FIRE DETECTION AND ALARM SYSTEMS

DXC INTELLIGENT MULTI-PROTOCOL CONTROL PANEL 23-31

ZXSE INTELLIGENT MULTI-PROTOCOL CONTROL PANEL 32-41

SYSTEM SENSOR PROTOCOL ADDRESSABLE DEVICES 42-63

AGILE WIRELESS ADDRESSABLE DEVICES 64-67

GRAPHICS PACKAGES 68-69

SPECIALIST DETECTION AND ASSOCIATED SYSTEMS

FLAME DETECTION 71-73

OSID OPEN AREA DETECTION 74-75

ASPIRATING PRODUCTS 76-83

EMERGENCY VOICE COMMUNICATION SYSTEM 84-87

PAGING 88-91

PUBLIC ADDRESS & VOICE ALARM SYSTEMS 92-93

ANCILLARIES 94-95

NON-ADDRESSABLE FIRE DETECTION AND ALARM SYSTEMS

Horizon Range

2, 4 & 8 ZONE CONVENTIONAL FIRE ALARM CONTROL PANELS

Developed with efficiency in mind, HRZ2-8 zone non-intelligent fire alarm panels offer both installers and end users a technically advanced range of functions while remaining easy to install, program and operate. A full range of non-intelligent detectors, advanced non-intelligent detectors, beam detectors, manual call points, duct mounting applications, audible and visible alarm devices are available for use with the panels.

FEATURES

- Zones configurable for delay, coincidence, short-circuit alarm, capacitor or resistive end of line
- Fire and fault outputs - volt-free relay or monitored (optional)
- Auxiliary power output for ancillary equipment
- 2 configurable inputs for ancillary equipment (e.g. class change, alert, etc.)
- Space for two option modules
- Optional 8-way relay module, common or zonal switching
- Optional 1.5A 4-way sounder module, common or zonal switching
- Simple to install
- Robust fire resistant ABS moulded enclosure
- Battery space for up to 72 hours stand-by
- 2, 4 or 8 zone versions available

TECHNICAL DATA	
DIMENSIONS (H X W X D)	318 x 356 x 96 mm
WEIGHT	2 Kg (approx, no batteries fitted)
CONSTRUCTION	Fire retardant, ABS plastic moulded enclosure, sealed to IP30
CABLE ENTRY	18 x 20mm knockouts in top of enclosure 25 x 50 mm knockout in rear of enclosure
OPERATING TEMPERATURE	+5ºC to +45ºC
RELATIVE HUMIDITY	5% to 95% non condensing
APPROVED TO	EN54-12, EN54-17
OPERATING VOLTAGE	230 Vac 50/60 Hz (±15%)
INTERNAL POWER SUPPLY	Output voltage +18.5 to +28.5 Vdc Output Current 1.8 Amps maximum Maximum Alarm load: 1 Amp
STANDBY BATTERIES	Minimum capacity 2 x 12 V 2.8Ah Maximum capacity 2 x 12 V 7 Ah
STANDBY BATTERY TYPE	Sealed lead acid
DETECTION CIRCUITS	2, 4 or 8 detection circuits 2 mA per circuit (typically >20 detectors)
DIGITAL INPUTS	22 configurable inputs (Class Change, Alert, Evacuate, Reset)
DIGITAL INPUT TRIGGER	Extended closing contact
SOUNDER OUTPUTS	2 monitored outputs. 0.5 Amps per circuit
AUXILIARY OUTPUT	+18.5 to +28.5 Vdc, 0.5 Amp. (max)

002-492-222

HRZ-2E, 2 ZONE NON-ADDRESSABLE CONTROL PANEL

HRZ-2e, 2 zone Non-Addressable fire alarm control panel. 2 detection zones, 2 sounder outputs, surface mounting, fire and fault relays.

002-492-242

HRZ-4E, 4 ZONE NON-ADDRESSABLE CONTROL PANEL

HRZ-4e, 4 zone Non-Addressable fire alarm control panel. 4 detection zones, 2 sounder outputs, surface mounting, fire and fault relays.

002-492-282

HRZ-8E, 8 ZONE NON-ADDRESSABLE CONTROL PANEL

HRZ-8e, 8 zone Non-Addressable fire alarm control panel. 8 detection zones, 2 sounder outputs, surface mounting, fire and fault relays.

020-713

FIRE & FAULT RELAY MODULE

Fire and fault relay outputs for the HRZ series panels.

TECHNICAL DATA	
WEIGHT	65g
DIMENSIONS	(W x H x D) 65 mm x 37 mm x 12 mm
CONNECTION	Connects directly to the panel using the SK2
RELAY CONTACTS	Rated 30VDC/1A

020-747

8 WAY INPUT / OUTPUT CARD

8 relay outputs which are configurable as N/O or N/C by jumper links (1A @ 30VDC). Link setting allows 4 function presets to be configured for all 8 relays. Can also deliver 4 Inputs and 4 Outputs alternatively

TECHNICAL DATA	
WEIGHT	210g
MAX CURRENT (PER PCB)	Quiescent :0.1mA Alarm /all active: 80.1mA
RELAY CONTACTS	Rated 30VDC/1A

020-772

4 WAY SOUNDER OUTPUT CARD

Provides 4 monitored circuits with provision for external PSU and 2 digital inputs.

TECHNICAL DATA	
SOUNDER PCB OUTPUTS	26 - 28.5VDC
DIP SWITCH 6 SET TO >250mA	4 x 1A (maximum of 1.5A in total for 2 or more outputs)
DIP SWITCH 6 SET TO <250mA	4 x 250mA
DIGITAL INPUTS:	2 x 5-32VDC
SOUNDER PCB INPUT	20-30VDC, 5A
MAX CURRENT (PER PCB)	Quiescent: 47mA Alarm/all active: 1547mA

020-865

SPARE RED CONTROLS KEY

Pack of 10

020-743

CAPACITOR KIT FOR DETECTORS

Capacitor kit for detectors not compatible with capacitive EOL monitoring. Includes 8 x 10 µf capacitors. Active EOL's required - See part number 020-417.

020-745-008

SPARE INSTALLATION KIT

8 capacitor EOL, battery lead, Allen key, panel control key and sounder EOL resistors.

020-417

ACTIVE END OF LINE KIT

Active End of Line kit for Non-Addressable panels

2020PT

OPTICAL THERMAL MULTI CRITERIA DETECTOR

The 2020PT multi-criteria detector uses a state of the art optical chamber and a thermal element combined with sophisticated algorithms to provide quick and accurate detection of fires. The combination of photoelectric and thermal characteristics provides a faster response to 'real fire' situations, while at the same time reducing the risk of unwanted alarms.

TECHNICAL DATA	
WEIGHT	78g (plus 45g for standard base)
HEIGHT	40.5mm (plus 9.5mm for standard base)
DIAMETER	102mm
OPERATING VOLTAGE RANGE	14 to 28VDC (Nominal 24VDC)
MAXIMUM STANDBY CURRENT	75µA @ 24VDC
MAXIMUM ALARM CURRENT	70mA @ 28VDC

2020P

OPTICAL DETECTOR

The 2020P photoelectric smoke detector uses a state of the art optical chamber combined with an application specific integrated circuit (ASIC) to provide quick and accurate detection of fires.

TECHNICAL DATA	
WEIGHT	75g (plus 45g for standard base)
HEIGHT	32mm (plus 9.5mm for standard base)
DIAMETER	102mm
OPERATING VOLTAGE RANGE	14 to 28VDC (Nominal 24VDC)
MAXIMUM STANDBY CURRENT	60µA @ 24VDC
MAXIMUM ALARM CURRENT	70mA @ 28VDC

2020R

RATE OF RISE THERMAL A1R (58°C) DETECTOR

The 2020R thermal detector uses a state of the art thermal element combined with an application specific integrated circuit (ASIC) to provide quick and accurate detection of fires. The detector incorporates both rate of rise and static elements.

TECHNICAL DATA	
WEIGHT	70g (plus 45g for standard base)
HEIGHT	40.5mm (plus 9.5mm for standard base)
DIAMETER	102mm
OPERATING VOLTAGE RANGE	14 to 28VDC (Nominal 24VDC)
MAXIMUM STANDBY CURRENT	70µA @ 24VDC
MAXIMUM ALARM CURRENT	70mA @ 28VDC

2020F

FIXED TEMPERATURE THERMAL A2S (58°C) DETECTOR

The 2020F 58°C fixed temperature thermal detector uses a state of the art thermal element combined with an application specific integrated circuit (ASIC) to provide quick and accurate detection of fires.

TECHNICAL DATA	
WEIGHT	70g (plus 45g for standard base)
HEIGHT	40.5mm (plus 9.5mm for standard base)
DIAMETER	102mm
OPERATING VOLTAGE RANGE	14 to 28VDC (Nominal 24VDC)
MAXIMUM STANDBY CURRENT	70µA @ 24VDC
MAXIMUM ALARM CURRENT	70mA @ 28VDC

2020HF

HIGH FIXED TEMPERATURE THERMAL BS (78°C) DETECTOR

The 2020HF 78°C fixed temperature thermal detector uses a state of the art thermal element combined with an application specific integrated circuit (ASIC) to provide quick and accurate detection of fires.

TECHNICAL DATA	
WEIGHT	70g (plus 45g for standard base)
HEIGHT	40.5mm (plus 9.5mm for standard base)
DIAMETER	102mm
OPERATING VOLTAGE RANGE	14 to 28VDC (Nominal 24VDC)
MAXIMUM STANDBY CURRENT	75µA @ 24VDC
MAXIMUM ALARM CURRENT	70mA @ 28VDC

2020BSD

DETECTOR MOUNTING BASE FITTED WITH SCHOTTKY DIODE

Detector mounting base fitted with schottky diode. For Vision detectors.

2020B

DETECTOR MOUNTING BASE

Standard detector mounting base for Vision detectors.

ECO1000RTU A

REMOTE TEST TOOL

Remote laser test tool for Vision detectors

M1A-R470FG-STCK-01

FLUSH CALL POINT

Flush call point with 470 Ohm resistor and N.O. contact. Resettable element. (Old PN: MCP1A-R470FG-01)

TECHNICAL DATA	
DIMENSIONS	(W x H x D) 89 mm x 93 mm x 27.5 mm
WEIGHT	110g
OPERATING VOLTAGE	24VDC Nominal
OPERATING TEMPERATURE RANGE	- 10°C to +55°C

M1A-R470SG-STCK-01

SURFACE CALL POINT

Surface call point with 470 Ohm resistor and N.O. contact. Resettable element. (Old PN: MCP1A-R470SG-01)

TECHNICAL DATA	
DIMENSIONS	(W x H x D) 89 mm x 93 mm x 59.5 mm
WEIGHT	160g
OPERATING VOLTAGE	24VDC Nominal
OPERATING TEMPERATURE RANGE	- 10°C to +55°C

W1A-R470SG-STCK-01

SURFACE OUTDOOR CALL POINT (IP67)

Surface outdoor call point with 470 Ohm resistor and N.O. contact. Supplied with glass. (Old PN:WCP1A-R470SG-01)

TECHNICAL DATA	
DIMENSIONS	(W x H x D) 97.5 mm x 93 mm x 71 mm
WEIGHT	270g
OPERATING VOLTAGE	24VDC Nominal
OPERATING TEMPERATURE RANGE	-30°C to +70°C

M1A-Y470SG-K013-14

SURFACE YELLOW CALL POINT

Surface yellow call point with 470 Ohm resistor and N.O. contact. Labelled „Extinguishant Release“ and supplied with glass. (Old PN: MCP1A-Y470SG-14)

TECHNICAL DATA	
DIMENSIONS	(W x H x D) 89 mm x 93 mm x 59.5 mm
WEIGHT	160g
OPERATING VOLTAGE	24VDC Nominal
OPERATING TEMPERATURE RANGE	- 10°C to +55°C

M1A-R470SG-K013-81

INTRINSICALLY SAFE INDOOR CALL POINT

Intrinsically safe indoor call point, 470 Ohm. ATEX Approved (Old PN: MCP1A-R470SG-01IS).

An Intrinsically Safe version of our indoor call point is available for installation in hazardous areas. These call points are manufactured to protect against other hazards, as defined in paragraph 1.2.7 of annex II of the ATEX Directive 94/9/EC. They are intended for use within Intrinsically Safe (I.S.) systems using suitable I.S. barriers.

TECHNICAL DATA	
DIMENSIONS	(W x H x D) 89 mm x 93 mm x 59.5 mm
WEIGHT	180g
OPERATING VOLTAGE	24VDC Nominal
OPERATING TEMPERATURE RANGE	- 10°C to +55°C

W1A-R470SG-K013-81

INTRINSICALLY SAFE OUTDOOR CALL POINT (IP67)

Intrinsically safe outdoor call point, 470 Ohm. (Old PN: WCP1A-R470SG-01IS).

An Intrinsically Safe version of our outdoor call point is available for installation in hazardous areas. These call points are manufactured to protect against other hazards, as defined in paragraph 1.2.7 of annex II of the ATEX Directive 94/9/EC. They are intended for outdoor use within Intrinsically Safe (I.S.) systems using suitable I.S. barriers.

TECHNICAL DATA	
DIMENSIONS	(W x H x D) 97.5 mm x 93 mm x 71 mm
WEIGHT	270g
OPERATING VOLTAGE	24VDC Nominal
OPERATING TEMPERATURE RANGE	-25°C to +70°C

Key Switches

INTRINSICALLY SAFE INDOOR CALL POINT

The robust switching device comprises a main housing and escutcheon plate. It is fitted to the plate which simply snaps into the main

housing and is permanently located in place with fixing screws. All keyswitches are supplied with 2 sturdy keys

TECHNICAL DATA	
DIMENSIONS	(W x H x D) 89 mm x 93 mm x 59.5 mm
WEIGHT(IN PACK BOX)	166g
OPERATING VOLTAGE	24VDC Nominal
OPERATING TEMPERATURE RANGE	- 10°C to +55°C

K20SRS-11

INDOOR KEY SWITCH RED

Indoor key switch red, key removable in both positions, single pole.

K20SWS-11

INDOOR KEY SWITCH WHITE

Indoor key switch white, key removable in both positions, single pole.

PS200

CALL POINT COVER

Transparent protective hinged cover

PS031W

SINGLE TERMINAL SURFACE BACK BOX (RED)

Single terminal surface back box for call points/key switches. (Old PN: SR1T)

TECHNICAL DATA	
DIMENSIONS	(W x H x D) 87 mm x 87 mm x 32 mm

PS032W

SINGLE TERMINAL SURFACE BACK BOX (WHITE)

Single terminal surface back box for key switches, white.

(Picture shows full assembly for illustrative purposes only)

TECHNICAL DATA	
DIMENSIONS	(W x H x D) 87 mm x 87 mm x 32 mm

MUS158

EN54 PT.11 GLASSES

Pack of 50 EN54 Pt.11 glasses (Unbranded).

PS230

RESETTABLE ELEMENTS.

Pack of ten resettable elements.

6500R

OPTICAL BEAM DETECTOR

Non-Addressable reflective IR beam detector, complete with reflector for up to 70 Metres. Use BEAM-LRK for 70 to 100 Metres. Optical beam detector based on reflective technology. Supplied as a combined transmitter/receiver unit with a standard reflector. The Infra-Red transmitter generates a beam of light towards a high efficiency reflector. The reflector returns the beam to the receiver where an analysis of the received signal is made. The change in the strength of the received signal is used to determine the alarm condition.

FEATURES

- 4 fixed sensitivity/threshold adjustment
- 2 automatic variable sensitivity modes
- Operates in the Infra-Red light spectrum
- Numerical indicators to aid beam alignment
- Fault and alarm LED indicators visible from the front and bottom
- ± 10° horizontal & vertical beam alignment

TECHNICAL DATA	
DIMENSIONS	Detector (WxHxD): 190mm x 254mm x 84mm Reflector (WxH): 200 x 230
WEIGHT	1.7kg
IP RATING	IP54
OPERATING TEMPERATURE	-30°C to +55°C
RELATIVE HUMIDITY	0% to 95% (non condensing)
APPROVED TO	EN54-12

6500RS

OPTICAL BEAM DETECTOR (SUPPLIED WITH SERVO TEST FACILITY)

Non-Addressable reflective IR beam detector, complete with reflector for up to 70 Metres. Use BEAM-LRK for 70 to 100 Metres. Unit supplied with servo test facility.

6500-LRK

LONG RANGE REFLECTOR KIT FOR 70 TO 100 METRES.

The BEAM-LRK kit contains 3 reflectors (200mm x 230mm).

In combination with the short range reflector supplied with the beam, the 4 reflectors mounted in square form one big reflector surface which extends the beam range over 70m, up to a maximum distance of 100m.

6500-MMK

MULTI MOUNT KIT FOR IR REFLECTIVE BEAM

Used for wall mount and ceiling mount applications.

Must be used together with surface mounting box BEAM-SMK.

BEAMHK

HEATER KIT FOR BEAM DETECTOR

Avoid condensation problems in non heated rooms. Requires 24V supply

TECHNICAL DATA	
VOLTAGE	15 to 32V
CURRENT	92mA max at 32V
POWER CONSUMPTION	Nominal: 1.6W at 24V Maximum: 3W at 32V

BEAMHKR

HEATER KIT FOR BEAM REFLECTOR

Avoid condensation problems in non heated rooms. Requires 24V supply

TECHNICAL DATA	
VOLTAGE	15 to 32V
CURRENT	450mA max at 32V
POWER CONSUMPTION	Nominal: 7.7W at 24V Maximum: 15W at 32V

6500-SMK

SURFACE MOUNT KIT FOR IR REFLECTIVE BEAM DETECTOR

Surface Mount Kit for IR reflective beam detector. Allows direct surface cable entry.

(Required when using the multi-mount kit)

RTS151KEY

REMOTE ANNUNCIATOR AND CONTROL UNIT FOR BEAM DETECTORS

Remote test station for beam and duct sensors.

Dimensions (W x H x D) 70mm x 117mm x 46 mm

WM2348E

SINGLE TERMINAL BACK BOX

Single terminal back box for mounting RTS151KEY

D2E

FEATURES

- Photoelectric, integrated low-flow technology
- Air velocity rating from1.5m/s to 20.3m/sec
- Versatile mounting options: square or rectangular configuration
- Clear cover for convenient visual inspection

DUCT DETECTOR HOUSING COMPLETE WITH B401 BASE

The duct detector samples air passing through a duct and gives dependable performance for shutdown of fans, blowers or airco systems, so preventing the spread of toxic smoke and fire gases through the protected area.

Complete with B401 base for Non-addressable detectors. (Detector not supplied). Requires DSTXX duct sampling tube (listed below) and detectors.

TECHNICAL DATA	
DIMENSIONS (RECTANGULAR)	(WxHxD): 370mm x 127mm x 6.4mm
DIMENSIONS (SQUARE)	(WxHxD): 197mm x 229mm x 6.4mm
WEIGHT	0.82kg
OPERATING TEMPERATURE	-20°C to70°C
RELATIVE HUMIDITY	0% to 95% (non condensing)
AIR DUCT VELOCITY	1.5 to 20.3 m/sec

2351E A

LOW PROFILE NON-ADDRESSABLE OPTICAL SMOKE DETECTOR

The 2351E photoelectric detector incorporates an Application Specific Integrated Circuit (ASIC). Combined with the latest state of the art optical chamber the detector provides efficient and accurate detection of fires with a high level of resilience to non-fire environmental influences.

TECHNICAL DATA	
DIAMETER	102mm
HEIGHT	38mm
WEIGHT	105g
OPERATING VOLTAGE	8 to 30VDC (Nominal 12/24VDC)
TYPICAL STANDBY CURRENT	50µA @ 24VDC (LED no blink)
MAXIMUM ALARM CURRENT (LED ON)	80mA @ 24VDC (Limited by panel)
TEMPERATURE RANGE	-30°C to70°C
HUMIDITY	5 to 95% Relative Humidity (non condensing

DST-1, DST-1.5, DST-3, DST-5, DST-10

AIR SAMPLING TUBES

Metal sampling tube required for DNRE duct detector.

TECHNICAL DATA	
DIAMETER	18mm
LENGTH	DST-1: 30 cm DST-1.5: 45.7 cm DST-3: 91.6 cm DST-5: 152 cm DST-10: 325.5 cm

KFB6

FIRE BELL

Robust motor driven fire alarm bell offers excellent sonorous tone, high sound output and proven reliability, 24Vdc, 15mA, 94dBA @ 1m.

TECHNICAL DATA	
DIMENSIONS	6" (150mm)
RATED VOLTAGE	20.4 Vdc - 27.6 Vdc
SOUND OUTPUT	6.5 dB (A)

74430-88NM

SOLENOID FIRE BELL 24V

Electronic Solenoid Bell 24V DC, Red IP21

TECHNICAL DATA	
VOLTAGE	24Vdc
CURRENT	25 - 35mA
SOUND OUTPUT	93 - 95dB(A)

74432-88NM

SOLENOID FIRE BELL 24V IP44

Electronic Solenoid Bell 24V DC, Red Weather Resistant IP44

TECHNICAL DATA	
VOLTAGE	24Vdc
CURRENT	25 - 35mA
SOUND OUTPUT	93 - 95dB(A)

74333-50NM

SOLENOID FIRE BELL 240V IP44

Electronic Solenoid Bell 240V AC Grey Weather Resistant IP44

TECHNICAL DATA	
VOLTAGE	240Vac
CURRENT	20 - 30mA
SOUND OUTPUT	93 - 95dB(A)

74431-66NM

SOLENOID FIRE BELL 12V

Electronic Solenoid Bell 12V DC, Grey IP21

TECHNICAL DATA	
VOLTAGE	12Vdc
CURRENT	55 - 65mA
SOUND OUTPUT	93 - 95dB(A)

Sounders

FEATURES

- Simple, fast & flexible installation
- Suitable for wall and ceiling mount
- 32 tones, including a bell tone
- Two stage sounders enable alert and alarm sequences to be set for phased evacuation
- Synchronised sounder output
- Approved to EN54-3

NON-ADDRESSABLE SOUNDERS

High quality devices designed to alert building occupants of an emergency. The product features a new folded horn design which provides outstanding sound output at low current draw. With its modern design, global tone set and extensive installer-friendly features, the sounder is the logical choice for specifiers, installers and distributors.

Includes (low profile or deep) base,

TECHNICAL DATA	
DIMENSIONS (Ø x H)	100 mm x 77 mm (low profile base) 100 mm x 102 mm (deep base)
WEIGHT	190g (low profile base); 197g (deep base)
CURRENT	31mA at 29 VDC (Tone 8)
OPERATING VOLTAGE RANGE	9-29VDC
MAX. SOUND OUTPUT	107dB (A) @ 1m (Tone 23)
NUMBER OF TONES	32, including a bell tone

CWSO-RR-S1

RED SOUNDER

Red EN54-3 approved low profile wall and ceiling mount sounder, 32 tones including new bell tone, suitable for 12 and 24V systems. Low profile base included.

CWSO-RR-W1

RED SOUNDER IP65

Red IP65 EN54-3 deep base wall and ceiling mount sounder, 32 tones including new bell tone, suitable for 12 and 24V systems. Deep base included.

CWSO-WW-S1

WHITE SOUNDER

White EN54-3 approved low profile wall and ceiling mount sounder, 32 tones including new bell tone, approved to EN54-3 suitable for 12 and 24V systems. Low profile base included.

DBS1224B4W

BASE SOUNDER - CEILING MOUNT

Detector Base Sounder designed and approved to EN 54-3 for mounting under detector base Three selectable tones, as well as maximum volume in the switch base adjustable. Size and mounting are compatible with VISION (2020) detectors..

If required the SC085 White cover plate can be ordered separately.

Strobes

FEATURES

- Simple, fast & flexible installation
- Suitable for wall and ceiling mount
- Advanced optics ensure superior light coverage
- Synchronised flash exceeds EN54-23 standard
- Approved to EN54-23, C & W categories

NON-ADDRESSABLE STROBES

The conventional beacons feature high output LEDs, advanced optics and an innovative lens design, providing outstanding Omni-directional light coverage at low current draw. Specifically designed for, and approved to meet EN54-23, the beacons delivers outstanding quality, reliability and long operational life.

Includes (low profile or deep) base,

TECHNICAL DATA	
DIMENSIONS (Ø x H)	100 mm x 72 mm (low profile base) 100 mm x 97 mm (deep base)
WEIGHT	164g (low profile base); 171g (deep base)
CURRENT	26mA at 29 VDC
OPERATING VOLTAGE RANGE	9-29VDC
FLASH FREQUENCY	0.5Hz
APPROVED TO	EN54-23 C & W categories

CWST-RW-S5

WHITE STROBE

Cool White flash EN54-23 W-2.4- 9.0 and C-3-9.5 / C-6-9.5 /C-9-9.5 class approved strobe with clear lens and red body, provides omni directional wall and ceiling mounting to ensure correct installation first time, comes with softstart feature as standard and suitable for 12 and 24V systems. Low profile base included.

CWST-RW-W5

WHITE STROBE IP65

Cool White flash IP65 deep base EN54-23 W-2.4- 9.0 and C-3-9.5 / C-6-9.5 /C-9-9.5 class approved strobe with clear lens and red body, provides omni directional wall and ceiling mounting to ensure correct installation first time, comes with softstart feature as standard and suitable for 12 and 24V systems. Deep base included..

CWST-RR-S5

RED STROBE

Red flash EN54-23 W-2.4- 6.7 and C-3-9.4 / C-6-8.6 class approved strobe with clear lens and red body, provides omni directional wall and ceiling mounting to ensure correct installation first time,comes with softstart feature as standard and suitable for 12 and 24V systems. Low profile base included.

CWST-RR-W5

RED STROBE IP65

Red flash IP65 deep base EN54-23 W-2.4- 6.7 and C-3-9.4 / C-6-8.6 class approved strobe with clear lens and red body, provides omni directional wall and ceiling mounting to ensure correct installation first time, comes with soft start feature as standard and suitable for 12 and 24V systems. Deep base included.

Sounder Strobes

FEATURES

- Simple, fast & flexible installation
- Suitable for wall and ceiling mount
- 32 tones, including a bell tone
- Advanced optics ensure superior light coverage
- Synchronised flash exceeds EN54-23 standard
- Approved to EN54-3 (sounder) and EN54-23, C & W categories (strobe)

NON-ADDRESSABLE SOUNDER STROBES

The conventional sounder beacon is ideal for applications where a dual purpose audible and visual alarm device is required. The product features a new folded horn design, high output LEDs, advanced optics and an innovative lens design, providing outstanding sound output and omni-directional light coverage at low current draw. Specifically designed and approved to meet both EN54-3 and EN54-23, the sounder beacons deliver outstanding quality, reliability and extended operational life. Includes (low profile or deep) base,

TECHNICAL DATA	
DIMENSIONS (Ø x H)	100 mm x 98 mm (low profile base) 100 mm x 122 mm (deep base)
WEIGHT	248g (low profile base); 255g (deep base)
CURRENT	49mA at 29 VDC (class W) tone 7
OPERATING VOLTAGE RANGE	12-29VDC
MAX. SOUND OUTPUT	107dB (A) @ 1m (Tone 23)
NUMBER OF TONES	32, including a bell tone
FLASH FREQUENCY	0.5Hz

CWSS-RW-S5

SOUNDER STROBE - RED BODY, WHITE FLASH

Red body with cool white flash EN54-Pt.3 and Pt.23 W-2.4-8.9 and C-3-10 / C-6-10 class approved sounder strobe with clear lens, provides omni directional wall and ceiling mounting, comes with softstart feature as standard and suitable for 12 and 24V systems. Low profile base included.

CWSS-RW-W5

SOUNDER STROBE - RED BODY, WHITE FLASH, IP65

Red body with cool white flash, IP65 deep base, EN54-Pt.3 and Pt.23 W-2.4-8.9 and C-3-10 / C-6-10 class approved sounder strobe with clear lens, provides omni directional wall and ceiling mounting, comes with softstart feature as standard and suitable for 12 and 24V systems. Deep base included.

CWSS-RR-S5

SOUNDER STROBE - RED BODY, RED FLASH

Red body with red flash EN54-Pt.3 and Pt.23 W-2.4-6.8 and C-3-8.9 / C-6-8.2 class approved sounder strobe with clear lens, provides omni directional wall and ceiling mounting, comes with softstart feature as standard and suitable for 12 and 24V systems. Low profile base included.

CWSS-RR-W5

SOUNDER STROBE - RED BODY, RED FLASH, IP65

Red body with red flash, IP65 deep base, EN54-Pt.3 and Pt.23 W-2.4-6.8 and C-3-8.9 / C-6-8.2 class approved sounder strobe with clear lens, provides omni directional wall and ceiling mounting, comes with softstart feature as standard and suitable for 12 and 24V systems. Deep base included.

CWSS-WW-S5

SOUNDER STROBE - WHITE BODY, WHITE FLASH

White body with cool white flash EN54-Pt.3 and Pt.23 Pt.23 W-2.4-8.9 and C-3-10 / C-6-10 class approved sounder strobe with clear lens, provides omni directional wall and ceiling mounting, comes with softstart feature as standard and suitable for 12 and 24V systems. Low profile base included.

CWSS-WW-W5

SOUNDER STROBE - WHITE BODY, WHITE FLASH, IP65

Cool White flash IP65 deep base EN54-23 W-2.4- 9.0 and C-3-9.5 / C-6-9.5 /C-9-9.5 class approved strobe with clear lens and red body, provides omni directional wall and ceiling mounting to ensure correct installation first time, comes with softstart feature as standard and suitable for 12 and 24V systems. Deep base included..

CSR

RED BASE

Red low profile base, provides multiple cable entry points and a range of fixing centres, suitable for use with all commonly encountered fire cable sizes & ranges. Pack of 5

CSW

WHITE BASE

White low profile base, provides multiple cable entry points and a range of fixing centres, suitable for use with all commonly encountered fire cable sizes & ranges. Pack of 5

CWR

RED DEEP BASE IP65

Red Deep IP65 base, provides cable access for indoor surface & applications up to IP65, suitable for use with all commonly encountered fire cable sizes & ranges. Pack of 5

CWW

WHITE DEEP BASE IP65

White Deep IP65 base, provides cable access for indoor surface & applications up to IP65, suitable for use with all commonly encountered fire cable sizes & ranges. Pack of 5

PS188



DEEP BASE O-RING

Deep base O-Ring. If the IP65 option is required, the o-ring seal must be fitted to the base. Pack of 5

PS189

DEEP BASE GASKET

Deep base Gasket accessory can be installed between the base and the mounting surface to provide the appropriate seal. Pack of 5.

SC076

EARTH STRAP

Earth strap. Pack of 5

ADDRESSABLE FIRE DETECTION AND ALARM SYSTEMS

DXc Intelligent Multi-Protocol Fire Alarm Control Panel

The Honeywell Morley-IAS DX Connection panel is ideally suitable for use in the protection of small to medium sized buildings. All in all, a compact, high performance, feature rich, economical fire alarm control panel designed to help for both the installer and the end user.

The DX Connexion range of fire alarm control panels have been developed to be the most time efficient fire panel on the market to install. Simply fix the control panel to the wall, connect the field wiring, and in as few as four button presses later you can have a compliant, working fire alarm system.

The panel's large graphical display provides a clear menu structure making the whole initial set-up process quick, clear and intuitive.

Programming the control panel couldn't be easier. Text can be quickly inserted from the panel's mobile phone style keypad to identify the exact location of each field device. Alternatively, with the use of the DX Connexion PC tools, text can be input easily. All panel features and system cause and effect can be programmed via either the panels large LCD display or by using the Windows configuration tool.

714-001-111

DXc1 SINGLE LOOP CONTROL PANEL

Addressable single loop, multi protocol fire detection system supporting Apollo, System Sensor and Hochiki protocols. Two sounder circuits (1A max), 2A power source, general relay (Alarm and Fault), one programmable relay, fixed auxiliary output and resettable 24V 250mA output, 2 keys and two inputs for programmable functions, 240x64 pixels LCD graphic display, integrated USB port for PC programming and an RS485 port for repeaters. It can operate as a stand-alone or networked system with other DXc series panels up to 16 loops.

The CD contains loop and battery calculator, manuals and programming software allowing the display to be customized and address labels to be imported from an Excel file.

FEATURES

- Networking up to 16 loops
- Optional 40, 80 or 160 zone alarm LEDs
- 6x40 characters, blue liquid crystal display with backlight illumination
- Option to upload company logo
- Configuration by Keypad and PC
- 160 Fire Zones
- RS-485 port for peripheral connection
- 2 programmable output sounder circuits (monitored)
- Fire, Fault and Auxiliary relays
- Loop-Battery calculator for reliable system design
- 7 day timer
- Onboard diagnostic
- Specification: EN54-2, EN54- 4
- LPCB approved

TECHNICAL DATA	
OPERATING VOLTAGE	230 V, 50-60 Hz AC (+15%,-15% tolerance)
MAX PSU RATING	2 A / 24 V DC
SOUNDER CKT RATING	1 A
AUXILIARY OUTPUT	24 V DC / 250 mA
LOOP LOAD	500 mA
AMBIENT TEMPERATURE	0°C ... 40°C
HUMIDITY	5% ... 95% non-condensing
BATTERY CAPACITY	2 x 12 V / 7 Ah
DIMENSION	H: 260 mm W: 390 mm D: 147 mm
WEIGHT	4 kg
HOUSING MATERIAL	Mild Steel (rear enclosure), ABS plastic front cover complying BS EN60950
COLOUR	gray white, similar to RAL 9002
INGRESS PROTECTION	IP30
CABLE ENTRY	25 x 20 mm knock-outs at the top and 2 x 20 mm knock-outs at the bottom

714-001-221

DXc2 TWO LOOP CONTROL PANEL

Addressable two loop, multi protocol fire detection system supporting Apollo, System Sensor and Hochiki protocols. Two sounder circuits (1A max), 2A power source, general relay (Alarm and Fault), one programmable relay, fixed auxiliary output and resettable 24V 250mA output, 2 keys and two inputs for programmable functions, 240x64 pixels LCD graphic display, integrated USB port for PC programming and an RS485 port for repeaters. It can operate as a stand-alone or networked system with other DXc series panels up to 16 loops.

The CD contains loop and battery calculator, manuals and programming software allowing the display to be customized and address labels to be imported from an Excel file.

FEATURES

- Networking up to 16 loops
- Optional 40, 80 or 160 zone alarm LEDs
- 6x40 characters, blue liquid crystal display with backlight illumination
- Option to upload company logo
- Configuration by Keypad and PC
- 160 Fire Zones
- RS-485 port for peripheral connection
- 2 programmable output sounder circuits (monitored)
- Fire, Fault and Auxiliary relays
- Loop-Battery calculator for reliable system design
- 7 day timer
- Onboard diagnostic
- Specification: EN54-2, EN54- 4
- LPCB approved

TECHNICAL DATA	
OPERATING VOLTAGE	230 V, 50-60 Hz AC (+15%,-15% tolerance)
MAX PSU RATING	4 A / 24 V DC
SOUNDER CKT RATING	1 A
AUXILIARY OUTPUT	24 V DC / 250 mA
LOOP LOAD	500 mA
AMBIENT TEMPERATURE	0°C ... 40°C
HUMIDITY	5% ... 95% non-condensing
BATTERY CAPACITY	2 x 12 V / 17 Ah
DIMENSION	H: 391.5 mm W: 390 mm D: 147 mm
WEIGHT	4.5 kg
HOUSING MATERIAL	Mild Steel (rear enclosure), ABS plastic front cover complying BS EN60950
COLOR	gray white, similar to RAL 9002
INGRESS PROTECTION	IP30
CABLE ENTRY	25 x 20 mm knock-outs at the top and 2 x 20 mm knock-outs at the bottom

714-001-241

DXc4 FOUR LOOP CONTROL PANEL

Addressable four loop, multi protocol fire detection system supporting Apollo, System Sensor and Hochiki protocols. Two sounder circuits (1A max), 2A power source, general relay (Alarm and Fault), one programmable relay, fixed auxiliary output and resettable 24V 250mA output, 2 keys and two inputs for programmable functions, 240x64 pixels LCD graphic display, integrated USB port for PC programming and an RS485 port for repeaters. It can operate as a stand-alone or networked system with other DXc series panels up to 16 loops.

The CD contains loop and battery calculator, manuals and programming software allowing the display to be customized and address labels to be imported from an Excel file.

FEATURES

- Networking up to 16 loops
- Optional 40, 80 or 160 zone alarm LEDs
- 6x40 characters, blue liquid crystal display with backlight illumination
- Option to upload company logo
- Configuration by Keypad and PC
- 160 Fire Zones
- RS-485 port for peripheral connection
- 2 programmable output sounder circuits (monitored)
- Fire, Fault and Auxiliary relays
- Loop-Battery calculator for reliable system design
- 7 day timer
- Onboard diagnostic
- Specification: EN54-2, EN54- 4
- LPCB approved

TECHNICAL DATA	
OPERATING VOLTAGE	230 V, 50-60 Hz AC (+15%,-15% tolerance)
MAX PSU RATING	4 A / 24 V DC
SOUNDER CKT RATING	1 A
AUXILIARY OUTPUT	24 V DC / 250 mA
LOOP LOAD	500 mA
AMBIENT TEMPERATURE	0°C ... 40°C
HUMIDITY	5% ... 95% non-condensing
BATTERY CAPACITY	2 x 12 V / 17 Ah
DIMENSION	H: 391.5 mm W: 390 mm D: 147 mm
WEIGHT	4.5 kg
HOUSING MATERIAL	Mild Steel (rear enclosure), ABS plastic front cover complying BS EN60950
COLOR	gray white, similar to RAL 9002
INGRESS PROTECTION	IP30
CABLE ENTRY	25 x 20 mm knock-outs at the top and 2 x 20 mm knock-outs at the bottom

795-102

40 ZONE LED CARD

DXc Control panels are supplied without zone LEDs. Two zone LED kits are available that include PCB, ribbon cable, zone number labels & fixings. Zone LED PCB is fitted to the lower half of the front door.

Pictured - rear view of front door with zone LED kit fitted

795-124

80 ZONE LED CARD

DXc Control panels are supplied without zone LEDs. Two zone LED kits are available that include PCB, ribbon cable, zone number labels & fixings. Zone LED PCB is fitted to the lower half of the front door.

Pictured - rear view of front door with zone LED kit fitted

795-099

DXC NETWORK CARD KIT

The DXc Network card to connect panels together to create a DXc panel Network. One Network card is required per panel. The DXc network is a peer to peer network with shared zones and keyboard, where each panel is equal in the network.

795-122

DXC RS232 CARD

RS232 Card allowing the connection of a serial device to the panel such as BMS system or AMX fire graphics software..

795-132

SYSTEM IO CARD INTERFACE

For use with DXc1-M (714-001-214) & DXc2-M (714-001-224) only. I/O card for EN54-13 compliant sounder circuits, Fire Routing interface, Fault Routing interface and Fire Protection interface. Routing Termination units may be required depending on application. Allows compliance with EN54-2 OWR 7.9.1 and 7.9.2, OWR 7.10, OWR 8.9..

020-773

ROUTING TERMINATION UNIT 1 (RTU01)

Routing Termination Unit 1 (RTU01). Use on the Fault Routing output on the 795-132 to allow full monitoring of the transmission path to transmission device. Allows compliance with EN54-2 OWR 8.9

020-773-001

ROUTING TERMINATION UNIT 1 (RTU02)

Routing Termination Unit 2 (RTU02). Use on the Fire Routing output on the 795-132 to allow full monitoring of the transmission path when using third party transmission devices. Allows compliance with EN54-2 OWR 7.9.1 and 7.9.2

709-601-001

ACTIVE REPEATER PANEL

The nine LED indicators provide a quick summary of the general system status for the user. The compact design makes it very easy to install and commission the Series repeaters. The repeater's event log can store up to 150 most recent events; this also aids commissioning.

Silence, Mute, Reset, Accept, Evacuate and Test Controls. 24 Vdc supply required.

165 x 254 x 50mm (H x W x D).

Requires an RS485 card fitted in control panel.

709-701-001

PASSIVE REPEATER PANEL

This is an indication only repeater. The back lit LCD and the common system status LED's follow the indication on the main fire alarm panel. Furthermore the passive repeater has configuration and test functions such as Lamp Test, LCD Test, and Buzzer Test.

24 Vdc supply required.

165 x 254 x 50mm (H x W x D).

Requires an RS485 card fitted in control panel.

020-909

DXC COMPACT MIMIC DRIVER

Allows geographic 'floor map' zonal indicators to be built for situations where increased clarity of the fire location is required above that given by the standard numbered zonal indicators.

Provides 16 LED outputs, common fire, fault, test, disablement and power OK output. Accepts keyswitch inputs to enable evacuate, silence, lamp test, mute and reset. Connects directly to the RS485 port provided as standard on the DXc panels. Expandable with up to 9 additional expansion mimic boards (020-910) each providing 16 additional outputs to create up-to a 160 zone system.. Requires 24 Vdc.

020-910

DXC EXPANSION MIMIC PCB

Provides 16 additional programmable LED outputs. Requires Compact Mimic driver board (020-909).

795-121

DXC EXTENSION BOX

Increases the enclosure size of a DXc1, Dxc2, or Dxc4 control panel to accommodate larger batteries, relays or other equipment by fitting the extension back box, 263 x 390 x 147 (H x W x D).

This Extension Box is supplied without covers. Two covers must be used with the box. Any combination of the three listed below can be used: 795-101, 795-103, 795-116.

795-101

COVER BLANK FOR EXTENSION BOX

Cover Kit, blank cover

795-116

CUSTOM KEY PLATE COVER

The custom key plate cover is supplied with a painted metal plate. The metal plate can be removed and drilled to accept key switches or indicators and labelled accordingly by the installer. The custom key plate cover can be used to replace the blank cover supplied with the DXc2/4 control panels or used with the extension backbox, part No. 795-121.

795-118

DXC KEY SWITCH KIT

DXc Control panels can be fitted with an optional key switch kit. It is fitted by removing the existing label and replacing with a new label supplied with the kit. The flying lead (fitted with a plug) pushes on to the two pins situated at the bottom of the main display PCB.

797-090

DXC EXTENSION EN54-4 COMPLIANT PSU BACKBOX

Increases the enclosure size of a Dxc2, or Dxc4 control panel to accommodate an additional pair of 17Ah batteries to provide increased system battery standby of upto 34Ah at 24V(depending on the batteries fitted in the panel) . This unit is supplied with the backbox, two cover blanks and an additional power supply unit (PSU). 263 x 390 x 147 (H x W x D).

795-112

FLUSH BEZEL KIT FOR DXC1

Flush bezel kit for DXc1 (small enclosure)

Dimensions (W x H): 471.5mm x 342 mm.

795-113

FLUSH BEZEL KIT FOR DXC 2/4

Flush bezel kit for DXc 2/4 (medium enclosure)

Dimensions (W x H): 471.5mm x 473.5 mm

795-114

FLUSH BEZEL KIT FOR DXC 1 WITH EXTENSION BACKBOX FITTED

Flush bezel kit for DXc 1 panel that has the additional extension back box 795-121 fitted

Dimensions (W x H): 471.5mm x 605.5 mm

795-115

FLUSH BEZEL KIT FOR DXC 2/4 WITH THE EXTENSION BACKBOX FITTED

Flush bezel kit for DXc 2/4 with the extension backbox fitted (medium enclosure)

Dimensions (W x H): 471.5mm x 737.5 mm

795-120

RACK MOUNT BRACKET FOR DXC2/4

Bracket allowing DXc panels to be mounted in a standard 19" rack

Colour: grey (RAL 9002)

Height: 9 U

weight: approx. 2.50 kg

795-097

DXC SOFTWARE PROGRAMMING KIT

DXc Software programming kit (SPK) supports System Sensor, Apollo and Hochiki protocols

020-891

USB ISOLATED UPLOAD/DOWNLOAD LEAD

The USB upload/download lead provides the interface between a PC and Honeywell Morley-IAS fire alarm control panel and is required to upload and download panel configuration from the DXc free configuration tool, to update panel firmware or to download history logs.

795-108-001

DXC REPLACEMENT TEXT INSERTS

DXc replacement text inserts, pack includes all text inserts/slide-in labels including both blank and numbered labels for Zone LEDs. Pack also includes the User Reference Guide and the Quick Start Manual.

795-106 1

DXC1 SPARE PSU

DXc1 Spare Power supply unit (PSU) for 1 loop panel

795-109-001 2

DXC REGION 1, SPARE 1 LOOP BASE CARD

DXc region 1, 1 loop base card

795-107 3

DXC2/4 SPARE PSU

DXc2/4 Spare Power supply unit (PSU) 2/4 loop panel

795-110-001 4

DXC REGION 1, SPARE 2 LOOP BASE CARD

DXc region 1, 2 loop base card

795-111 5

DXC 2 LOOP EXPANSION CARD

DXc 2 Loop Expansion Card for use with the DXc4 only





795-104

DXC REPLACEMENT DOOR

A replacement door is available for DXc control panels. The fits all three variants of the panel, DXc1, DXc2 & DXc4 and is supplied complete with display PCB, fascia label, ribbon cable and lock.

ZXSe Intelligent Multi-Protocol Fire Alarm Control Panel

The ZX range of 1, 2 or 5 loop modular, scalable intelligent fire alarm control panels is suitable for protecting all types of medium to large properties. These panels are easy to install and maintain, making them an obvious choice for new projects and refurbishments.

The initial installation of the system is aided by sophisticated features like AUTOLEARN. An internal routine that will automatically detect all the devices on the detection and peripheral loops saving valuable commissioning time.

An off-line configuration tool is included to further enhance the process, making text entry and specific, complex device programming easier. Complex cause and effect programming is simplified through a clearly designed user interface. Once completed the configuration of the panel can be saved for future reference. Enhanced features allow the complete archiving of the control panel history log.

As the installation grows the ZXSe panel can expand with the building or site by adding additional devices, loop cards, printers or repeater panels. Additionally, further ZXSe panels can be networked together allowing an even bigger system to be created.

722-001-301

ZX1SE MULTI-PROTOCOL SINGLE LOOP CONTROL PANEL.

The ZX1Se is an intelligent fire alarm control panel. It has been designed and constructed around proven and reliable microprocessor technology. This simple approach has produced a modular, scalable fire alarm platform suitable for protecting all types of premises.

230Vac, 2 sounder circuits, 4 line display and networking capability. 400 x 400 x 135mm (H x W x D). Order loop cards separately. Languages supplied: English, Italian, Spanish, Portuguese, Polish, Dutch, Slovenian and Croatian.

Supplied with 20 zonal LED's , not expandable.

FEATURES

- Scalable platform which can support up to 99 on a single network
- Simple integration with VA/PA and other systems
- Seamless support of industry leading detection device protocols
- Easy to follow menu supports all standard maintenance activities
- Wide range of supporting equipment, such as printers, mounting accessories and repeaters provides maximum system flexibility
- Simple programming with the off-line system configuration tool
- Design to EN54 Parts 2 & 4

TECHNICAL DATA	
DIMENSIONS (HXWXD)	400 mm x 400 mm x 135 mm
OPERATING VOLTAGE	230V 50Hz AC
WEIGHT	10 kg without batteries
CONSTRUCTION	Sheet steel painted, sealed to IP30
LOOP CAPACITY	1 loop max. 460mA
MAX. PSU RATING	2.5A total, comprising battery charger: 0.5A
STANDBY BATTERIES	max. 2 x 12Ah/12V
OPERATING TEMPERATURE	0°C to +40°C
RELATIVE HUMIDITY	max. 85% (non-condensing)

722-002-301

ZX1SE WITH STAINLESS STEEL DOOR AND BEZEL

Specification as 722-001-301 complete with Stainless Steel door and bezel.

720-001-301

ZX2SE MULTI-PROTOCOL 1-2 LOOP CONTROL PANEL.

The ZX2Se is an intelligent fire alarm control panel. It has been designed and constructed around proven and reliable microprocessor technology. This simple approach has produced a modular, scalable fire alarm platform suitable for protecting all types of premises.

ZX2Se 1-2 loop control panel. 230Vac, 2 sounder circuits, 4 line display and networking capability. 400 x 400 x 135mm (H x W x D). Order loop cards separately. Languages supplied: English, Italian, Spanish, Portuguese, Polish, Dutch, Slovenian and Croatian.

Supplied with 20 zonal LED's , not expandable..

FEATURES

- Scalable platform which can support up to 99 on a single network
- Simple integration with VA/PA and other systems
- Seamless support of industry leading detection device protocols
- Easy to follow menu supports all standard maintenance activities
- Wide range of supporting equipment, such as printers, mounting accessories and repeaters provides maximum system flexibility
- Simple programming with the off-line system configuration tool
- Design to EN54 Parts 2 & 4

TECHNICAL DATA	
DIMENSIONS (HXWXD)	400 mm x 400 mm x 135 mm
OPERATING VOLTAGE	230V 50Hz AC
WEIGHT	10 kg without batteries
CONSTRUCTION	Sheet steel painted, sealed to IP30
LOOP CAPACITY	1 or 2 loops max. 460mA
MAX. PSU RATING	2.5A total, comprising battery charger: 0.5A
STANDBY BATTERIES	max. 2 x 12Ah/12V
OPERATING TEMPERATURE	0°C to +40°C
RELATIVE HUMIDITY	max. 85% (non-condensing)

720-002-301

ZX2SE WITH STAINLESS STEEL DOOR AND BEZEL

Specification as 720-001-301 complete with Stainless Steel door and bezel.

721-001-301

ZX5SE MULTI-PROTOCOL 1-5 LOOP CONTROL PANEL.

The ZX5Se is an intelligent fire alarm control panel. It has been designed and constructed around proven and reliable microprocessor technology. This simple approach has produced a modular, scalable fire alarm platform suitable for protecting all types of premises.

ZX5Se 1-5 loop control panel. 230Vac, 4 sounder circuits, 4 line display and networking capability. 6 Amp PSU with 460mA loop capability 500 x 500 x 195mm (H x W x D). Order loop cards separately. Languages supplied: English, Italian, Spanish, Portuguese, Polish, Dutch, Slovenian and Croatian. Supplied with 20 zonal LED's , expandable to 40 or 80 with part numbers 795-077-020 or 795-077-060..

FEATURES

- Scalable platform which can support up to 99 on a single network
- Simple integration with VA/PA and other systems
- Seamless support of industry leading detection device protocols
- Easy to follow menu supports all standard maintenance activities
- Wide range of supporting equipment, such as printers, mounting accessories and repeaters provides maximum system flexibility
- Simple programming with the off-line system configuration tool
- Design to EN54 Parts 2 & 4

TECHNICAL DATA	
DIMENSIONS (HXWXD)	500 mm x 500 mm x 195 mm
OPERATING VOLTAGE	230V 50Hz AC
WEIGHT	20 kg without batteries
CONSTRUCTION	Sheet steel painted, sealed to IP30
LOOP CAPACITY	5 loop max. 460mA
MAX. PSU RATING	8.6A total, comprised of 2.25A min @ 25V (panel supply) 2.5A min @ 35V (loop supply) 1.66A min @ 12V (printer supply) 2.2A min charger current
STANDBY BATTERIES	max. 2 x 24Ah/12V
OPERATING TEMPERATURE	0°C to +40°C
RELATIVE HUMIDITY	max. 85% (non-condensing)

721-002-301

ZX5SE WITH STAINLESS STEEL DOOR AND BEZEL

Specification as 721-001-301 complete with Stainless Steel door and bezel.

721-001-140

ZX5SE MULTI-PROTOCOL 1-5 LOOP 140 ZONE LED CONTROL PANEL.

The ZX5Se is an intelligent fire alarm control panel. It has been designed and constructed around proven and reliable microprocessor technology. This simple approach has produced a modular, scalable fire alarm platform suitable for protecting all types of premises.

ZX5Se 1-5 loop control panel. 230Vac, 4 sounder circuits, 4 line display and networking capability. 6 Amp PSU with 460mA loop capability 500 x 500 x 195mm (H x W x D). Order loop cards separately. Languages supplied: English, Italian, Spanish, Portuguese, Polish, Dutch, Slovenian and Croatian. Supplied with 20 zonal LED's , expandable to 40 or 80 with part numbers 795-077-020 or 795-077-060..

FEATURES

- Scalable platform which can support up to 99 on a single network
- Simple integration with VA/PA and other systems
- Seamless support of industry leading detection device protocols
- Easy to follow menu supports all standard maintenance activities
- Wide range of supporting equipment, such as printers, mounting accessories and repeaters provides maximum system flexibility
- Simple programming with the off-line system configuration tool
- Design to EN54 Parts 2 & 4

TECHNICAL DATA	
DIMENSIONS (HXWXD)	500 mm x 500 mm x 195 mm
OPERATING VOLTAGE	230V 50Hz AC
WEIGHT	20 kg without batteries
CONSTRUCTION	Sheet steel painted, sealed to IP30
LOOP CAPACITY	5 loop max. 460mA
MAX. PSU RATING	8.6A total, comprised of 2.25A min @ 25V (panel supply) 2.5A min @ 35V (loop supply) 1.66A min @ 12V (printer supply) 2.2A min charger current
STANDBY BATTERIES	max. 2 x 24Ah/12V
OPERATING TEMPERATURE	0°C to +40°C
RELATIVE HUMIDITY	max. 85% (non-condensing)

721-001-200

ZX5SE MULTI-PROTOCOL 1-5 LOOP 200 ZONE LED CONTROL PANEL.

The ZX5Se is an intelligent fire alarm control panel. It has been designed and constructed around proven and reliable microprocessor technology. This simple approach has produced a modular, scalable fire alarm platform suitable for protecting all types of premises.

ZX5Se 1-5 loop 200 Zone LED control panel. 230Vac, 4 sounder circuits, 4 line display and networking capability. 6 Amp PSU with 460mA loop capability 500 x 500 x 195mm (H x W x D). Order loop cards separately. Languages supplied: English, Italian, Spanish, Portuguese, Polish, Dutch, Slovenian and Croatian. supplied with 200 Zone led's.

FEATURES

- Scalable platform which can support up to 99 on a single network
- Simple integration with VA/PA and other systems
- Seamless support of industry leading detection device protocols
- Easy to follow menu supports all standard maintenance activities
- Wide range of supporting equipment, such as printers, mounting accessories and repeaters provides maximum system flexibility
- Simple programming with the off-line system configuration tool
- Design to EN54 Parts 2 & 4

TECHNICAL DATA	
DIMENSIONS (HXWXD)	500 mm x 500 mm x 195 mm
OPERATING VOLTAGE	230V 50Hz AC
WEIGHT	20 kg without batteries
CONSTRUCTION	Sheet steel painted, sealed to IP30
LOOP CAPACITY	5 loop max. 460mA
MAX. PSU RATING	8.6A total, comprised of 2.25A min @ 25V (panel supply) 2.5A min @ 35V (loop supply) 1.66A min @ 12V (printer supply) 2.2A min charger current
STANDBY BATTERIES	max. 2 x 24Ah/12V
OPERATING TEMPERATURE	0°C to +40°C
RELATIVE HUMIDITY	max. 85% (non-condensing)

795-066-100

LOOP DRIVER CARD FOR APOLLO PROTOCOL

Loop driver card for Apollo Discovery or XP95 protocols, 460mA.

The Apollo Loop Driver is a plug-in card for use in the ZXSe series intelligent multi-protocol fire alarm control panels. This card allows ZXSe series control panels to support input/output points from Apollo, XP95 and Discovery series addressable devices.

795-058-105

LOOP DRIVER CARD FOR HOCHIKI PROTOCOL

Loop driver card for Hochiki ESP protocol, 460mA.

The Hochiki Loop Driver is a plug-in card for use in the ZXSe series intelligent multi-protocol fire alarm control panels. This card allows ZXSe series control panels to support input/output points from Hochiki ESP series addressable devices.

795-068-100

LOOP DRIVER CARD FOR SYSTEM SENSOR PROTOCOL

System Sensor Protocol Loop driver card for 460mA.

The System Sensor Driver is a plug-in card for use in the ZXSe series intelligent multi-protocol fire alarm control panels. This card allows ZXSe series control panels to support input/output points from System Sensor CLIP and Advanced series addressable devices.

795-004-001

RS 485 COMMUNICATION MODULE.

The RS485 communication module supports two-wire RS485 multi-drop transmission between networked ZX2Se/ZXSe/ZX5Se control panels, between ZX series control panels and repeaters or between ZX series control panels and serial peripheral devices.

795-005

RS 232 COMMUNICATION MODULE.

The RS232 communication module supports a single point-to-point communication between ZX series panels. The panels can also be installed remotely if a suitable modem and leased or private line are used. The RS232 module also supports a single point-to-point transmission between a ZX2Se/ZX5Se control panel and graphic front end.

795-077-020

20 ZONE LED CARD

20 Zone LED Card, includes PCB, ribbon cable & fixings. Zone LED PCB is fitted below the display card and increases the total number of zone LEDs to 40.

795-077-060

60 ZONE LED CARD

60 Zone LED Card, includes PCB, ribbon cable & fixings. Zone LED PCB is fitted below the display card and increases the total number of zone LEDs to 80.

795-051-001



INTERNAL PRINTER

Internal Printer for use with ZX5Se panels. When using panels fitted with greater than 80 zonal LEDs use external printer 795-060-002.

The 40 character internal printer can be installed directly in a ZX5Se panel to provide hard copy print-out of the events at the panel. The printer and the interface card are mounted on the door of the ZX5Se in the space provided below the zone indicators.

796-017

PRINTER PAPER ROLL

Printer paper roll and printer ribbon for ZXe/ZXSe internal printer. (795-051-001).

795-014

4 WAY, PROGRAMMABLE OUTPUT RELAY MODULE

4 Way, Programmable Output Relay Module, PCB only. Requires 24 Vdc supply and an RS485 card to be fitted in the control panel. Consists of 4 relay outputs built on a single printed circuit board. Each output relay provides single pole double throw (SPDT) switching action for other locally powered equipment. The form C relay contacts are designed to switch resistive loads of up to 1A/24V ac/dc.

795-015

4 WAY, PROGRAMMABLE SOUNDER MODULE

4 Way, Programmable Sounder Module, PCB only. Requires 24 Vdc supply and an RS485 card to be fitted in the control panel.

The 4-way sounder card consists of 4 supervised sounder outputs built on a single printed circuit board Each sounder output provides a supervised 24Vdc polarity reversal circuit. This output can be used to drive bells, electronic sounders and strobes. Each output circuit can provide up to 1A with a maximum of 3A spread over all four outputs.

795-038-001

HI-485 COMMUNICATION MODULE

Hi-485 communication module, pcb only. Requires an RS485 card to be fitted in the control panel.

The Hi-485 nodes are able to detect and isolate transmission line faults such as short and open circuits on the network wiring. The Hi-485 modules also act as signal repeaters/boosters, which enable "High Integrity" loops of up to 12 km (39,370 ft) to be constructed.

797-077

ZX1(S)E & 2(S)E BATTERY BOX / MOUNTING ENCLOSURE

ZX1(S)e & 2(S)e Battery box or mounting enclosure. Size 400 x 400 x 135mm (H x W x D).

797-078

ZX5(S)E BATTERY BOX / MOUNTING ENCLOSURE

ZX5(S)e Battery box or mounting enclosure. Size 500 x 500 x 185mm (H x W x D).

797-076

L' SHAPED MOUNTING BRACKET

L' shaped mounting bracket to fit peripheral pcb's into Zxe/ZX5e/ZXSe.

709-601-001

ACTIVE REPEATER PANEL

The nine LED indicators provide a quick summary of the general system status for the user. The compact design makes it very easy to install and commission the Series repeaters. The repeater's event log can store up to 150 most recent events; this also aids commissioning.

Silence, Mute, Reset, Accept, Evacuate and Test Controls. 24 Vdc supply required.

165 x 254 x 50mm (H x W x D).

Requires an RS485 card fitted in control panel.

709-701-001

PASSIVE REPEATER PANEL

This is an indication only repeater. The back lit LCD and the common system status LED's follow the indication on the main fire alarm panel. Furthermore the passive repeater has configuration and test functions such as Lamp Test, LCD Test, and Buzzer Test.

24 Vdc supply required.

165 x 254 x 50mm (H x W x D).

Requires an RS485 card fitted in control panel.

709-752

STAINLESS STEEL SEMI-FLUSH ACTIVE REPEATER

Morley-IAS Stainless steel semi-flush Active repeater. Silence, Mute, Reset, Accept, Evacuate and Test controls. Requires a 24Vdc supply and a RS485 card when used with ZX control panels.

165 x 254 x 50mm (H x W x D).

795-060-002

EXTERNAL PRINTER

External printer. 230Vac, requires 6V 1.1Ah battery (not-supplied).

170 x 400 x 135mm (H x W x D).

796-042

THERMAL PRINTER PAPER ROLL

Thermal printer paper roll for ZX External printer (795-060-002).

795-057

MODBUS INTERFACE MODULE.

The modbus interface unit connects to the RS485 peripheral bus of a fire control panel and allows panel interrogation by a modbus (RTU) control system. Requires an RS485 card fitted in control panel.

795-067-001

EXTERNAL PAGING INTERFACE MODULE.

External Paging Interface Module.175 x 250 x 75mm. (H x W x D). Supports SCOPE, ASCOM/ TELENOVA and HLSUK paging products. Requires RS485 card to be fitted in control panel. If you require this unit when using a HLSUK paging system please contact your Morley-IAS business manager.

795-045

RS485 TO RS232 CONVERTER.

RS485 to RS232 converter.

797-061



ZX1(S)E/ZX2(S)E BEXEL KIT

Semi flush mounting kit for ZX1(S)e or ZX2(S)e control panel. Bexel dimensions 450 x 450 mm (H x W)

797-063

ZX1SE AND ZX2SE GLASS DOOR KIT

Comprises a new inner door and plaxiglass window allowing controls to protected and recessed within the existing enclosure.

797-062



ZX5SE BEZEL KIT

Semi flush mounting kit for ZX5(S)e control panel. Bezel dimensions 550 x 550mm (H x W).

797-064

ZX5SE GLASS DOOR KIT

Comprises a new inner door and plaxiglass window allowing controls to protected and recessed within the existing enclosure.

020-600-002

BEZEL KIT FOR ACTIVE OR PASSIVE REPEATERS

Semi-flush mounting, 218 x 307 mm (H x W).

ZXSE – SOFTWARE

795-082	Engineer's SPK (Software Programming Kit). CD containing Fire 6, Fire 5, Fire 4, Fire 3 and Dimension configuration tools.
020-891	Morley-IAS USB Upload / Download Lead. The lead provides the interface between a PC and any Morley-IAS fire alarm control panel.
796-860	ZX Series V8.60 replacement software (set of two EPROMS)
796-855	ZX Series V8.55 replacement software (set of two EPROMS)
796-850	ZX Series V8.50 replacement software (set of two EPROMS)
796-845	ZX Series V8.45 replacement software (set of two EPROMS)
796-706	ZX Series V7.06 replacement software (set of two EPROMS)

ZX RANGE SPARE PARTS

797-021	Spare key for ZX series control panels. Quantity 1.
020-825	Lock and key for ZX series control panels.
796-045	Micro processor pcb for ZX series control panels. Supplied without software.
796-177	2 Amp PSU for post-Jan 2010 ZX1Se/2Se. PSU only this part does not come with chassis plate.
796-181	ZX5Se 4 Line Display including display plate and overlay.
796-183	ZX1Se and ZX2Se 4 Line Display including display plate and overlay.
796-171	Single loop base pcb for ZX1Se.
796-170	2 loop base card for ZX2Se.
796-162	5 loop base pcb for ZX5e/ZX5Se.
795-136	ZX1/2SE Back Box. Includes the metal work only.
795-141	ZX1/2SE Door. Metal work only.
795-137	ZX5SE Back Box. Metal work only.
795-142	ZX5SE Door. Metal work only.
795-138	ZX10SE Back Box. Metal work only.
020-835	Spare key switch and keys (901) for Morley repeaters 709-601-001
795-044-001	Loop driver card for Nittan protocol.
796-178	Spare PSU for ZX5Se post-Jan 2010. PSU only this part does not come with chassis plate.
795-016	Sounder booster PSU. Enclosure comprising 24Vdc PSU/Charger and single sounder circuit controller. 500 x 500 x 180mm (H x W x D).

22051E-26

S200A OPTICAL SMOKE SENSOR - WHITE

Low profile Optical Smoke Sensor - White. Requires B501AP base

The S200A photoelectric smoke detector has a completely new detection chamber design, the result of many years of research and development. This delivers improved responsiveness, reduced sensitivity to changes caused by settling dust and reduced false alarms resulting from ingress of insect and other debris. The plug-in unit uses sophisticated processing circuitry that incorporates smoothing filters to help eliminate transient environmental noise conditions that can be the cause of unwanted alarms. .

TECHNICAL DATA	
HEIGHT	52mm installed in B501AP base
DIAMETER	102mm installed in B501AP base
WEIGHT	97g (inc base)
MAX WIRE GAUGE FOR TERMINALS	2.5mm^2
COLOUR	White
MATERIAL	PC/ABS
OPERATING VOLTAGE RANGE	15 to 32Vdc
MAXIMUM STANDBY CURRENT	200µA at 24Vdc (no communications) 300µA at 24Vdc (LED blink enabled, once every 5s)
LED CURRENT	3.5mA at 24Vdc
TEMPERATURE RANGE	-30°C to +70°C
HUMIDITY	10 to 93% relative humidity (non-condensing)

22051EI-26

S200A OPTICAL SMOKE SENSOR WITH ISOLATOR - WHITE

Low profile Optical Smoke Sensor cw Isolator - White. Requires B501AP base.

22051TE-26

S200A OPTICAL/THERMAL MULTI SENSOR - WHITE

Multi-sensor combined optical smoke sensor and thermal sensor in a single housing, - White, Requires B501AP base

The S200A multi-criteria , photo, thermal detector uses thermal assistance to the core photoelectric smoke detector to give enhanced false alarm immunity and faster response to a wide range of incipient fires. The unit combines two separate sensing elements that are managed by embedded software to act as a single unit. Conforms to EN54-7, a 58°C fixed temperature and rate of rise thermal assistance conforming to EN54-5

SENSITIVITY SETTINGS	
ALARM LEVEL 1	1%/ft smoke
ALARM LEVEL 2	2%/ft smoke
ALARM LEVEL 3	3%/ft smoke
ALARM LEVEL 4	3%/ft smoke
ALARM LEVEL 5	3%/ft smoke
ALARM LEVEL 6	Class A1R

TECHNICAL DATA	
HEIGHT	61mm installed in B501AP base
DIAMETER	102mm installed in B501AP base
WEIGHT	99g (inc base)
MAX WIRE GAUGE FOR TERMINALS	2.5mm^2
COLOUR	White
MATERIAL	PC/ABS
OPERATING VOLTAGE RANGE	15 to 32Vdc
MAXIMUM STANDBY CURRENT	200µA at 24Vdc (no communications) 300µA at 24Vdc (LED blink enabled, once every 5s)
LED CURRENT	3.5mA at 24Vdc
TEMPERATURE RANGE	-30°C to +70°C
HUMIDITY	10 to 93% relative humidity (non-condensing)

22051TEI-26

S200A OPTICAL/THERMAL MULTI SENSOR WITH ISOLATOR - WHITE

Multi-sensor combined optical smoke sensor and thermal sensor c/w Isolator in a single housing, - White, Requires B501AP base

22051TLE-26

S200A SMOKE/THERMAL/IR SENSOR - WHITE

The S200A multi-criteria, multi-sensor, photo, thermal and infra-red detector offers comparable speed of response to the ionisation technology for a fast flaming fire and is less susceptible to false alarms.

The integration of continual monitoring for all three major elements of a fire enables the device to respond far more quickly to an actual fire and has the highest immunity to nuisances. Based upon the sensor signals, the program dynamically changes sensor thresholds, sensor gain, time delays, combination, sampling rates and averaging rates.

SENSITIVITY SETTINGS	
ALARM LEVEL 1	Low false alarm resistance, high photoelectric only sensitivity. 1%/ft smoke
ALARM LEVEL 2	Medium false alarm resistance, medium photoelectric only sensitivity. 2%/ft smoke
ALARM LEVEL 3	Standard false alarm resistance, low photoelectric only sensitivity. 3%/ft smoke
ALARM LEVEL 4	High false alarm resistance, low photoelectric only sensitivity. 3%/ft smoke
ALARM LEVEL 5	Very high false alarm resistance, low photoelectric only sensitivity. 3%/ft smoke
ALARM LEVEL 6	Heat sensor - Class A1R

TECHNICAL DATA	
HEIGHT	63mm installed in B501AP base
DIAMETER	102mm installed in B501AP base
WEIGHT	102g (inc base)
MAX WIRE GAUGE FOR TERMINALS	2.5mm^2
COLOUR	White
MATERIAL	PC/ABS
OPERATING VOLTAGE RANGE	15 to 32Vdc
MAXIMUM STANDBY CURRENT	200µA at 24Vdc (no communications) 300µA at 24Vdc (LED blink enabled, once every 5s)
LED CURRENT	3.5mA at 24Vdc
TEMPERATURE RANGE	-30°C to +70°C
HUMIDITY	10 to 93% relative humidity (non-condensing)

22051TLEI-26

S200A SMOKE/THERMAL/IR SENSOR WITH ISOLATOR - WHITE

S200A multi-criteria, multi-sensor, photo, thermal and infra-red detector with isolator

52051E-26

S200A HEAT SENSOR 58 °C TYPE A1R - WHITE

Heat sensor. 58 °C - White. Type A1R. Requires B501AP, base.

Fixed temperature analogue addressable sensor employing low mass thermistors and microprocessor technology for fast response.

TECHNICAL DATA	
HEIGHT	61mm installed in B501AP base
DIAMETER	102mm installed in B501AP base
WEIGHT	88g (inc base)
MAX WIRE GAUGE FOR TERMINALS	2.5mm^2
COLOUR	White
MATERIAL	PC/ABS
OPERATING VOLTAGE RANGE	15 to 32Vdc
MAXIMUM STANDBY CURRENT	200µA at 24Vdc (no communications) 300µA at 24Vdc (LED blink enabled, once every 5s)
LED CURRENT	3.5mA at 24Vdc
TEMPERATURE RANGE	-30°C to +70°C
HUMIDITY	10 to 93% relative humidity (non-condensing)

52051EI-26

S200A HEAT SENSOR 58 °C TYPE A1R WITH ISOLATOR- WHITE

Heat sensor. 58 °C with isolator - White. Type A1R. Requires B501AP, base.

52051HTE-26

S200A HEAT SENSOR 78 °C WHITE. TYPE BS- WHITE

Heat high temperature sensor, 78 °C - White. Type BS. Requires B501AP base.

Fixed temperature analogue addressable sensor employing low mass thermistors and microprocessor technology for fast response.

TECHNICAL DATA	
HEIGHT	61mm installed in B501AP base
DIAMETER	102mm installed in B501AP base
WEIGHT	88g (inc base)
MAX WIRE GAUGE FOR TERMINALS	2.5mm^2
COLOUR	White
MATERIAL	PC/ABS
OPERATING VOLTAGE RANGE	15 to 32Vdc
MAXIMUM STANDBY CURRENT	200µA at 24Vdc (no communications) 300µA at 24Vdc (LED blink enabled, once every 5s)
LED CURRENT	3.5mA at 24Vdc
TEMPERATURE RANGE	-30°C to +70°C
HUMIDITY	10 to 93% relative humidity (non-condensing)

52051RE-26

S200A HEAT SENSOR 58 °C AND ROR TYPE A1R - WHITE

Heat sensor. 58 °C and Rate of Rise - White. Type A1R. Requires B501AP, base.

Rate of Rise temperature analogue addressable sensor employing low mass thermistors and microprocessor technology for fast response.

TECHNICAL DATA	
HEIGHT	61mm installed in B501AP base
DIAMETER	102mm installed in B501AP base
WEIGHT	88g (inc base)
MAX WIRE GAUGE FOR TERMINALS	2.5mm^2
COLOUR	White
MATERIAL	PC/ABS
OPERATING VOLTAGE RANGE	15 to 32Vdc
MAXIMUM STANDBY CURRENT	200µA at 24Vdc (no communications) 300µA at 24Vdc (LED blink enabled, once every 5s)
LED CURRENT	3.5mA at 24Vdc
TEMPERATURE RANGE	-30°C to +70°C
HUMIDITY	10 to 93% relative humidity (non-condensing)

B501AP

ANALOGUE SENSOR BASE

Analogue sensor base with SEMS screw connections for isolated and non-isolated detectors and address identification label. PURE WHITE.

Dimensions (Ø x h): 102 mm x 22.5 mm

B524IEFT-1WH

DEEP ANALOGUE SENSOR BASE WITH FET ISOLATOR,

Deep analogue sensor base with built in FET isolator, with SEMS screw connections and address identification label. Requires an RS485 card fitted in control panel.

WB-1AP

WET BASE SHROUD

Adapter base enclosure for humid environments to allow condensation run off and rear seal. For use with standard B501AP base. Conduit entry only.

RI/W/3V

REMOTE INDICATOR

Remote LED (flush mounting). Requires a single gang backbox for mounting.

W5A-RP01SG-K013-01

ADDRESSABLE WATERPROOF CALL POINT

Addressable waterproof call point, IP 67

Weather proof call point designed to provide a manual alarm interface to Morley-IAS fire alarm control panels where additional protection against the environment is necessary. Surface mounting and rated to IP67. The enclosure is suitable for single or dual cable entry and is supplied with an earth continuity link plate.

FEATURES

- Unique 'Plug & Play' installation concept
- Fully approved to EN54, Part 11
- Backward compatible as replacement for previous products
- Integral alarm/communication LED
- Anti-tamper facility
- Optional cover for two action operation

TECHNICAL DATA	
DIMENSIONS (HXWXD)	93 mm x 97.5 mm x 65.5 mm
WEIGHT	270g
OPERATING TEMPERATURE	-30°C to +70°C
COLOUR	RAL3001

W5A-RP02SG-K013-01

ADDRESSABLE WATERPROOF CALL POINT WITH ISOLATOR

Addressable waterproof call point with built in isolator, IP67

Weather proof call point designed to provide a manual alarm interface to Morley-IAS fire alarm control panels where additional protection against the environment is necessary. Surface mounting and rated to IP67. The enclosure is suitable for single or dual cable entry and is supplied with an earth continuity link plate.

FEATURES

- Unique 'Plug & Play' installation concept
- Fully approved to EN54, Part 11
- Backward compatible as replacement for previous products
- Integral alarm/communication LED
- Anti-tamper facility
- Optional cover for two action operation

TECHNICAL DATA	
DIMENSIONS (HXWXD)	93 mm x 97.5 mm x 65.5 mm
WEIGHT	270g
OPERATING TEMPERATURE	-30°C to +70°C
COLOUR	RAL3001

M5A-RP01FG-K013-01

ADDRESSABLE MANUAL CALL POINT - GLASS ELEMENT

Addressable manual call point. Glass element included. Requires PS031W for surface mounting or a single gang backbox for flush mounting. IP24

Designed to provide a manual alarm interface to Morley-IAS fire alarm control panel. Installation efficiency, flexibility and compliance with the latest standards are at the heart of the call point range.

FEATURES

- Unique 'Plug & Play' installation concept
- Fully approved to EN54, Part 11
- Backward compatible as replacement for previous products
- Integral alarm/communication LED
- Anti-tamper facility
- Optional cover for two action operation

TECHNICAL DATA	
DIMENSIONS (HXWXD)	Semi-flush mounting: 89 mm x 93 mm x 27.5 mm Surface mounting: 89 mm x 93 mm x 59.5 mmm
WEIGHT	Flush: 110g / Surface: 160g
OPERATING TEMPERATURE	-10°C to +55°C
COLOUR	RAL3001

M5A-RP02FG-K013-01

ADDRESSABLE MANUAL CALL POINT - GLASS ELEMENT - ISOLATOR

Addressable manual call point with built in isolator. Glass element included. Requires PS031W for surface mounting or a single gang backbox for flush mounting. IP24

Designed to provide a manual alarm interface to Morley-IAS fire alarm control panel. Installation efficiency, flexibility and compliance with the latest standards are at the heart of the call point range.

FEATURES

- Unique 'Plug & Play' installation concept
- Fully approved to EN54, Part 11
- Backward compatible as replacement for previous products
- Integral alarm/communication LED
- Anti-tamper facility
- Optional cover for two action operation

TECHNICAL DATA	
DIMENSIONS (HXWXD)	Semi-flush mounting: 89 mm x 93 mm x 27.5 mm Surface mounting: 89 mm x 93 mm x 59.5 mmm
WEIGHT	Flush: 110g / Surface: 160g
OPERATING TEMPERATURE	-10°C to +55°C
COLOUR	RAL3001

M5A-RP01FF-K013-01

ADDRESSABLE MANUAL CALL POINT - FLEXIBLE ELEMENT

Addressable manual call point. Flexible element included. Requires PS031W for surface mounting or a single gang backbox for flush mounting. IP24

Designed to provide a manual alarm interface to Morley-IAS fire alarm control panel. Installation efficiency, flexibility and compliance with the latest standards are at the heart of the call point range.

FEATURES

- Unique 'Plug & Play' installation concept
- Fully approved to EN54, Part 11
- Backward compatible as replacement for previous products
- Integral alarm/communication LED
- Anti-tamper facility
- Optional cover for two action operation

TECHNICAL DATA	
DIMENSIONS (HXWXD)	Semi-flush mounting: 89 mm x 93 mm x 27.5 mm Surface mounting: 89 mm x 93 mm x 59.5 mmm
WEIGHT	Flush: 110g / Surface: 160g
OPERATING TEMPERATURE	-10°C to +55°C
COLOUR	RAL3001

M5A-RP02FF-K013-01

ADDRESSABLE MANUAL CALL POINT - FLEXIBLE ELEMENT- ISOLATOR

Addressable manual call point with built in isolator. Flexible element included. Requires PS031W for surface mounting or a single gang backbox for flush mounting. IP24

Designed to provide a manual alarm interface to Morley-IAS fire alarm control panel. Installation efficiency, flexibility and compliance with the latest standards are at the heart of the call point range.

FEATURES

- Unique 'Plug & Play' installation concept
- Fully approved to EN54, Part 11
- Backward compatible as replacement for previous products
- Integral alarm/communication LED
- Anti-tamper facility
- Optional cover for two action operation

TECHNICAL DATA	
DIMENSIONS (HXWXD)	Semi-flush mounting: 89 mm x 93 mm x 27.5 mm Surface mounting: 89 mm x 93 mm x 59.5 mmm
WEIGHT	Flush: 110g / Surface: 160g
OPERATING TEMPERATURE	-10°C to +55°C
COLOUR	RAL3001

MUS158



ANALOGUE SENSOR BASE

Pack of 50 EN54 Pt.11 glasses (Unbranded).

PS230



DEEP ANALOGUE SENSOR BASE WITH FET ISOLATOR,

Pack of ten resettable elements.

PS200

CALL POINT COVER

Transparent protective hinged cover

PS031W

REMOTE INDICATOR

Single terminal surface back box for call points.

WST-PC-N00

ADDRESSABLE WALL MOUNTED VAD

Wall VAD - Wall mounted, addressable loop powered

EN54-23 O class compliant (W-1.68-1.68)

Clear lens with red flash. Not isolated.

FEATURES

- High output LED array technology
- Rotary decade address switches
- Lower power requirements
- Optional built-in isolator
- Specification EN54-17
- LPCB approved

TECHNICAL DATA	
DIMENSIONS	Height: 51mm Diameter:121mm
WEIGHT	168g
STANDBY CURRENT	120µA
MAX. CURRENT CONSUMPTION	5.21mA
OPERATING TEMPERATURE	-25°C to +70°C
HUMIDITY	Max. 95% relative humidity (non-condensing)

WSS-PC-N00

ADDRESSABLE WALL MOUNTED SOUNDER VAD

Wall Sounder VAD - Wall mounted, addressable, loop powered sounder, EN54-3 approved, with Visual Alarm Device (VAD), EN54-23 O class compliant (W-1.9-1.9). Clear lens with red flash. Not isolated.

FEATURES

- 32 built-in tones
- Rotary decade address switches
- Low power requirements
- Optional IP65 rating
- Anti-Tamper feature
- Specification EN54-3, EN54-23
- LPCB approved

TECHNICAL DATA	
DIMENSIONS	Height: 64mm Diameter:121mm
WEIGHT	238g
STANDBY CURRENT	120µA
MAX. CURRENT CONSUMPTION	14.5mA (High Volume Tone 11 @15V)
OPERATING TEMPERATURE	-25°C to +70°C
HUMIDITY	Max. 95% relative humidity (non-condensing)
MAX. SOUND OUTPUT	97dB(A) ±3dB @1m (High Volume, Tone 8 @24V)

WSS-PR-N00

ADDRESSABLE WALL MOUNTED SOUNDER VID

Wall Sounder VID - Wall mounted, addressable, loop powered sounder, EN54-3 approved, with visual indicating device (VID), RED lens. Not isolated*.

This product is not approved to EN54-23 (Visual Alarm Device) and must not be used as a visual alarm device to provide a primary warning notification of fire

FEATURES

- 32 built-in tones
- Rotary decade address switches
- Low power requirements
- Optional IP65 rating
- Anti-Tamper feature
- Specification EN54-3
- LPCB approved

TECHNICAL DATA	
DIMENSIONS	Height: 64mm Diameter:121mm
WEIGHT	238g
STANDBY CURRENT	120µA
MAX. CURRENT CONSUMPTION	14.5mA (High Volume Tone 11 @15V)
OPERATING TEMPERATURE	-25°C to +70°C
HUMIDITY	Max. 95% relative humidity (non-condensing)
MAX. SOUND OUTPUT	97dB(A) ±3dB @1m (High Volume, Tone 8 @24V)

WSS-PR-I00

ADDRESSABLE WALL MOUNTED SOUNDER VID WITH ISOLATOR

Wall Sounder VID - Wall mounted, addressable, loop powered sounder, EN54-3 approved, with visual indicating device (VID), RED lens. With built in isolator.

This product is not approved to EN54-23 (Visual Alarm Device) and must not be used as a visual alarm device to provide a primary warning notification of fire

FEATURES

- 32 built-in tones
- Rotary decade address switches
- Low power requirements
- Optional IP65 rating
- Anti-Tamper feature
- Specification EN54-3
- LPCB approved

TECHNICAL DATA	
DIMENSIONS	Height: 64mm Diameter:121mm
WEIGHT	238g
STANDBY CURRENT	225µA
MAX. CURRENT CONSUMPTION	14.5mA (High Volume Tone 11 @15V)
OPERATING TEMPERATURE	-25°C to +70°C
HUMIDITY	Max. 95% relative humidity (non-condensing)
MAX. SOUND OUTPUT	97dB(A) ±3dB @1m (High Volume, Tone 8 @24V)

WSO-PR-N00

ADDRESSABLE WALL MOUNTED SOUNDER

Wall Sounder - Wall mounted, addressable, loop powered sounder, EN54-3 approved, RED Not isolated

By utilising the latest developments in piezoelectric transducer the sounder is highly efficient. Current consumption is minimised, enabling the maximum number of devices to be installed on a loop, without compromising on sound levels.

FEATURES

- 32 built-in tones
- Rotary decade address switches
- Low power requirements
- Optional IP65 rating
- Anti-Tamper feature
- Specification EN54-3
- LPCB approved

TECHNICAL DATA	
DIMENSIONS	Height: 64mm Diameter:121mm
WEIGHT	238g
STANDBY CURRENT	120µA
MAX. CURRENT CONSUMPTION	11.4mA (High Volume Tone 21 @24V)
OPERATING TEMPERATURE	-25°C to +70°C
HUMIDITY	Max. 95% relative humidity (non-condensing)
MAX. SOUND OUTPUT	97dB(A) ±3dB @1m (High Volume, Tone 8 @24V)

WSO-PR-I00

ADDRESSABLE WALL MOUNTED SOUNDER WITH ISOLATOR

Wall Sounder - Wall mounted, addressable, loop powered sounder, EN54-3 approved, RED With built-in isolation.

By utilising the latest developments in piezoelectric transducer the sounder is highly efficient. Current consumption is minimised, enabling the maximum number of devices to be installed on a loop, without compromising on sound levels.

FEATURES

- 32 built-in tones
- Rotary decade address switches
- Low power requirements
- Optional IP65 rating
- Anti-Tamper feature
- Specification EN54-3
- LPCB approved

TECHNICAL DATA	
DIMENSIONS	Height: 64mm Diameter:121mm
WEIGHT	238g
STANDBY CURRENT	225µA
MAX. CURRENT CONSUMPTION	11.4mA (High Volume Tone 21 @24V)
OPERATING TEMPERATURE	-25°C to +70°C
HUMIDITY	Max. 95% relative humidity (non-condensing)
MAX. SOUND OUTPUT	97dB(A) ±3dB @1m (High Volume, Tone 8 @24V)

WSO-PP-N00

ADDRESSABLE WALL MOUNTED SOUNDER - WHITE

Wall Sounder - Wall mounted, addressable, loop powered sounder, EN54-3 approved, WHITE, Not isolated Choice of sound output levels and tones selectable from the device or panel. Requires B501AP base

FEATURES

- 32 built-in tones
- Rotary decade address switches
- Low power requirements
- Optional IP65 rating
- Anti-Tamper feature
- Specification EN54-3
- LPCB approved

TECHNICAL DATA	
DIMENSIONS	Height: 64mm Diameter:121mm
WEIGHT	238g
STANDBY CURRENT	120µA
MAX. CURRENT CONSUMPTION	11.4mA (High Volume Tone 21 @24V)
OPERATING TEMPERATURE	-25°C to +70°C
HUMIDITY	Max. 95% relative humidity (non-condensing)
MAX. SOUND OUTPUT	97dB(A) ±3dB @1m (High Volume, Tone 8 @24V)

WSO-PP-I00

ADDRESSABLE WALL MOUNTED SOUNDER WITH ISOLATOR - WHITE

Wall Sounder - Wall mounted, addressable, loop powered sounder, EN54-3 approved, WHITE, with built in loop isolation. Choice of sound output levels and tones selectable from the device or panel. Requires B501AP base

FEATURES

- 32 built-in tones
- Rotary decade address switches
- Low power requirements
- Optional IP65 rating
- Anti-Tamper feature
- Specification EN54-3
- LPCB approved

TECHNICAL DATA	
DIMENSIONS	Height: 64mm Diameter:121mm
WEIGHT	238g
STANDBY CURRENT	225µA
MAX. CURRENT CONSUMPTION	11.4mA (High Volume Tone 21 @24V)
OPERATING TEMPERATURE	-25°C to +70°C
HUMIDITY	Max. 95% relative humidity (non-condensing)
MAX. SOUND OUTPUT	97dB(A) ±3dB @1m (High Volume, Tone 8 @24V)

DSS-PC-N00

ADDRESSABLE DETECTOR BASE SOUNDER VAD

Base Sounder VAD - Pure White / Clear Lens / Non-Isolating. Loop-powered EN54-23 Open Category Detector Base Sounder Strobe in pure white clear lens. Non-isolated. Choice of sound output levels and tones selectable from the device or panel. Requires B501AP base

FEATURES

- 32 built-in tones
- Rotary decade address switches
- Low power requirements
- Optional IP65 rating
- Anti-Tamper feature
- Specification EN54-3
- LPCB approved

TECHNICAL DATA	
DIMENSIONS	Height: 55mm Diameter:121mm
WEIGHT	199g
STANDBY CURRENT	450µA
MAX. CURRENT CONSUMPTION	10mA (High Volume Tone 13 @ 24V)
OPERATING TEMPERATURE	-25°C to +70°C
HUMIDITY	Max. 95% relative humidity (non-condensing)
MAX. SOUND OUTPUT	96dB (A) ±3dB @ 1m (High Volume, Tone 13 @ 24V)

DSS-PC-I00

ADDRESSABLE DETECTOR BASE SOUNDER VAD WITH ISOLATOR

Base Sounder VAD - Pure White / Clear Lens / Isolating. Loop-powered EN54-23 Open Category Detector Base Sounder Strobe in pure white clear lens. Isolated version. Choice of sound output levels and tones selectable from the device or panel. Requires B501AP base

FEATURES

- 32 built-in tones
- Rotary decade address switches
- Low power requirements
- Optional IP65 rating
- Anti-Tamper feature
- Specification EN54-3
- LPCB approved

TECHNICAL DATA	
DIMENSIONS	Height: 55mm Diameter:121mm
WEIGHT	199g
STANDBY CURRENT	450µA
MAX. CURRENT CONSUMPTION	10mA (High Volume Tone 13 @ 24V)
OPERATING TEMPERATURE	-25°C to +70°C
HUMIDITY	Max. 95% relative humidity (non-condensing)
MAX. SOUND OUTPUT	96dB (A) ±3dB @ 1m (High Volume, Tone 13 @ 24V)

BSO-PP-N00

ADDRESSABLE DETECTOR BASE SOUNDER

Base Sounder - Addressable loop powered base sounder, EN54-3 approved. WHITE. Not isolated. Choice of sound output levels and tones selectable from the device or panel. Requires B501AP base

FEATURES

- 32 built-in tones
- Rotary decade address switches
- Low power requirements
- Optional IP65 rating
- Anti-Tamper feature
- Specification EN54-3
- LPCB approved

TECHNICAL DATA	
DIMENSIONS	Height: 64mm Diameter:121mm
WEIGHT	202g
STANDBY CURRENT	120µA
MAX. CURRENT CONSUMPTION	< 10.5mA (High Volume Tone 21 @24V)
OPERATING TEMPERATURE	-25°C to +70°C
HUMIDITY	Max. 95% relative humidity (non-condensing)
MAX. SOUND OUTPUT	95dB(A) ±3dB @1m (High Volume, Tone 8 @24V)

BSO-PP-I00

ADDRESSABLE DETECTOR BASE SOUNDER WITH ISOLATOR

Base Sounder - Addressable loop powered base sounder, EN54-3 approved. WHITE. Not isolated. Choice of sound output levels and tones selectable from the device or panel. Requires B501AP base

FEATURES

- 32 built-in tones
- Rotary decade address switches
- Low power requirements
- Optional IP65 rating
- Anti-Tamper feature
- Specification EN54-3
- LPCB approved

TECHNICAL DATA	
DIMENSIONS	Height: 64mm Diameter:121mm
WEIGHT	202g
STANDBY CURRENT	225µA
MAX. CURRENT CONSUMPTION	< 10.5mA (High Volume Tone 21 @24V)
OPERATING TEMPERATURE	-25°C to +70°C
HUMIDITY	Max. 95% relative humidity (non-condensing)
MAX. SOUND OUTPUT	95dB(A) ±3dB @1m (High Volume, Tone 8 @24V)

BRR

ADDRESSABLE DEEP BASE FOR DETECTOR AND AV, RED

Supplied with standard B501AP base

BPW

ADDRESSABLE DEEP BASE FOR DETECTOR AND AV, WHITE

Supplied with standard B501AP base

WRR

ADDRESSABLE SEALED DEEP BASE FOR DETECTOR AND AV, RED

Supplied with standard B501AP base

IBS-LIDDW

IVORY COVER PLATE FOR BASE SOUNDERS

Pack of 10

IBS-LIDPW

WHITE COVER PLATE FOR BASE SOUNDERS. PACK OF 10.

Pack of 10

6500-26

OPTICAL BEAM DETECTOR - LOOP POWERED

Optical beam detector based on reflective technology. Supplied as a combined transmitter/receiver unit with a standard reflector suitable for distances from 10m to 70m.The Infra-Red transmitter generates a beam of light towards a high efficiency reflector. The reflector returns the beam to the receiver where an analysis of the received signal is made. The change in the strength of the received signal is used to determine the alarm condition.

FEATURES

- 4 fixed sensitivity/threshold adjustment
- 2 automatic variable sensitivity modes
- Operates in the Infra-Red light spectrum
- Numerical indicators to aid beam alignment
- Standby, fault and alarm LED indicators visible from the front and bottom
- ± 10° horizontal & vertical beam alignment
- Approved to EN54-12

TECHNICAL DATA	
DIMENSIONS	Detector (WxHxD): 190mm x 254mm x 84mm Reflector (WxH): 200 x 230
WEIGHT	1.7kg
STANDBY CURRENT CONSUMPTION	2mA @ 24 VDC (No communications, LED off)
MAX. CURRENT CONSUMPTION	8.5mA (LED on):
OPERATING VOLTAGE RANGE	15 to 32 VDC (24VDC nominal)
OPERATING TEMPERATURE	-30°C to +55°C
RELATIVE HUMIDITY	0% to 95% (non condensing)
APPROVED TO	EN54-12, EN54-17

6500-LRK

LONG RANGE REFLECTOR KIT FOR 70 TO 100 METRES.

The BEAM-LRK kit contains 3 reflectors (200mm x 230mm).

In combination with the short range reflector supplied with the beam, the 4 reflectors mounted in square form one big reflector surface which extends the beam range over 70m, up to a maximum distance of 100m.

6500-MMK

MULTI MOUNT KIT FOR IR REFLECTIVE BEAM

Used for wall mount and ceiling mount applications.

Must be used together with surface mounting box BEAM-SMK.

BEAMHK

HEATER KIT FOR BEAM DETECTOR

Avoid condensation problems in non heated rooms. Requires 24V supply

TECHNICAL DATA	
VOLTAGE	15 to 32V
CURRENT	92mA max at 32V
POWER CONSUMPTION	Nominal: 1.6W at 24V Maximum: 3W at 32V

BEAMHKR

HEATER KIT FOR BEAM REFLECTOR

Avoid condensation problems in non heated rooms. Requires 24V supply

TECHNICAL DATA	
VOLTAGE	15 to 32V
CURRENT	450mA max at 32V
POWER CONSUMPTION	Nominal: 7.7W at 24V Maximum: 15W at 32V

6500-SMK

SURFACE MOUNT KIT FOR IR REFLECTIVE BEAM DETECTOR

Surface Mount Kit for IR reflective beam detector. Allows direct surface cable entry.

(Required when using the multi-mount kit)

RTS151KEY

REMOTE ANNUNCIATOR AND CONTROL UNIT FOR BEAM DETECTORS

Remote test station for beam and duct sensors.

Dimensions (W x H x D) 70mm x 117mm x 46 mm

DNRE

FEATURES

- Photoelectric, integrated low-flow technology
- Air velocity rating from1.5m/s to 20.3m/sec
- Versatile mounting options: square or rectangular configuration
- Clear cover for convenient visual inspection

DUCT DETECTOR HOUSING COMPLETE WITH B501AP BASE

The duct detector samples air passing through a duct and gives dependable performance for shutdown of fans, blowers or airco systems, so preventing the spread of toxic smoke and fire gases through the protected area.

Complete with B501AP base for Addressable 22051E-26 or 22051EI- 26 detectors. (Detector not supplied). Requires DSTXX duct sampling tube (listed below) and 22051E-26 or 22051EI-26 detectors.

TECHNICAL DATA	
DIMENSIONS (RECTANGULAR)	(WxHxD): 370mm x 127mm x 6.4mm
DIMENSIONS (SQUARE)	(WxHxD): 197mm x 229mm x 6.4mm
WEIGHT	0.82kg
OPERATING TEMPERATURE	-20°C to70°C
RELATIVE HUMIDITY	0% to 95% (non condensing)
AIR DUCT VELOCITY	1.5 to 20.3 m/sec

DST-1, DST-1.5, DST-3, DST-5, DST-10

AIR SAMPLING TUBES

Metal sampling tube required for DNRE duct detector.

TECHNICAL DATA	
DIAMETER	18mm
LENGTH	DST-1: 30 cm DST-1.5: 45.7 cm DST-3: 91.6 cm DST-5: 152 cm DST-10: 325.5 cm

System Sensor Addressable Modules

The System Sensor range of addressable input/output modules are available in single and multi-way models within the same mechanical package, reducing both the cost of installation and the mounting space required.

Their unique mechanical design allows each module to be mounted in either a wall box, on a DIN rail or within any type of enclosure. Irrespective of the mounting method chosen, the address switch is both visible and accessible for selection.

To help engineers in the maintenance and fault-finding process, both the LEDs and the switches can be viewed without having to remove the cover of the surface mounting box. The LEDs, provide diagnostic information regarding the status of each individual input/output.

For ease of installation, testing and maintenance, the field wiring terminals are of plug-in design.

M210E-CZR

NON-ADDRESSABLE ZONE MONITOR MODULE

The M210E-CZR non-addressable zone monitor module allows a zone of IS non-addressable detectors to be connected to a System Sensor analogue addressable system.

The non-addressable zone can be powered from the analogue communication line or from an external power supply. Complete with end of line resistors, plug-in screw connections, direct decade address entry

FEATURES

- Monitors open circuit and short circuit faults
- Zone powered from comms line or 24V PSU
- Compatible with:
  - IS non-addressable detectors
  - S300/ECO1000 detectors
  - 6500R and 6500RS optical beam detectors

TECHNICAL DATA	
DIMENSIONS	(WxHxD): 94 mm x 93 mm x 23 mm
WEIGHT	90g
CURRENT CONSUMPTION	310 µA @ 24 VDC (no comm.); 510 µA @ 24 VDC (one comm.every 5 sec. with LED blink enabled).
OPERATING VOLTAGE RANGE	15 to 30 VDC peak
OPERATING TEMPERATURE	-20°C to +60°C
RELATIVE HUMIDITY	0% to 95% (non-condensing)
APPROVED TO	EN54-17 & EN54-18

M210E

SINGLE INPUT MONITOR MODULE

Single input monitor module.

The M210E module monitors a single input device circuit of normally open dry contact alarm activation devices. Requires M200E-SMB for surface mounting or M200E-DIN for mounting to DIN rails.

FEATURES

- Single input monitor module.

TECHNICAL DATA	
DIMENSIONS	(WxHxD): 94 mm x 93 mm x 23 mm
WEIGHT	90g
CURRENT CONSUMPTION	310 µA @ 24 VDC (no comm.); 510 µA @ 24 VDC (one comm.every 5 sec. with LED blink enabled).
OPERATING VOLTAGE RANGE	15 to 30 VDC peak
OPERATING TEMPERATURE	-20°C to +60°C
RELATIVE HUMIDITY	0% to 95% (non-condensing)
APPROVED TO	EN54-17 & EN54-18

M220E

DUAL INPUT OR MONITOR MODULE.

The M220E dual monitor module provides two supervised input device circuits of normally open dry contact alarm activation devices.

Requires M200E-SMB for surface mounting or M200E-DIN for mounting to DIN rails.

FEATURES

- Dual input monitor module

TECHNICAL DATA	
DIMENSIONS	(WxHxD): 94 mm x 93 mm x 23 mm
WEIGHT	90g
CURRENT CONSUMPTION	340 µA @ 24 VDC (no comm.); 600 µA @ 24 VDC (one comm.every 5 sec. with LED blink enabled).
OPERATING VOLTAGE RANGE	15 to 30 VDC peak
OPERATING TEMPERATURE	-20°C to +60°C
RELATIVE HUMIDITY	0% to 95% (non-condensing)
APPROVED TO	EN54-17 & EN54-18

M221E

DUAL INPUT AND SINGLE CONTROL OUTPUT COMBINATION MODULE

The M221E module monitors two input circuits from external devices; and also provides an unmonitored single pole volt-free changeover contact for external devices.

Requires M200E-SMB for surface mounting or M200E-DIN for mounting to DIN rails.

FEATURES

- Dual input, single output module

TECHNICAL DATA	
DIMENSIONS	(WxHxD): 94 mm x 93 mm x 23 mm
WEIGHT	90g
CURRENT CONSUMPTION	340 µA @ 24 VDC (no comm.); 660 µA @ 24 VDC (one comm.every 5 sec. with LED blink enabled).
OPERATING VOLTAGE RANGE	15 to 30 VDC peak
OPERATING TEMPERATURE	-20°C to +60°C
RELATIVE HUMIDITY	0% to 95% (non-condensing)
APPROVED TO	EN54-17 & EN54-18

IM-10EA

TEN INPUT MONITOR MODULE

The IM-10 provides an interface with normally open contact devices. The first address is set from 01 to 90; the other modules are automatically assigned the next nine addresses; up to four unused addresses can be disabled. The supervised state: normal, open circuit fault or short circuit alarm is sent back to the control panel. Requires back box 797-065

TECHNICAL DATA	
DIMENSIONS	H147mm x W185mm x D25mm
VOLTAGE	15 to 32V
CURRENT	92mA max at 32V
CURRENT CONSUMPTION	3.50mA (Blinking LED once every 5 seconds) 60mA at 32V assuming all ten LEDS solid on

M501MEA

ADDRESSABLE "MINI" INPUT MODULE

Intelligent mini monitor module with 1 monitored input circuit, to supervise alarm initiating devices or technical signals that have voltage free contact. It connects directly to the intelligent communication loop.

TECHNICAL DATA	
WEIGHT	57g
DIMENSIONS	(W x H x D) 71mm x 33mm x 15mm

MMX-10ME

10 WAY ADDRESSABLE MONITOR (INPUT) CARD

10 way Addressable monitor (input) card (unboxed) complete with end of line resistors, individual input disable switches, plug in screw connections and on board LED's with the facility for external LED's.

TECHNICAL DATA	
DIMENSIONS	(W x H x D) 233mm x 70mm x 13mm

CMX-10RME

10 WAY RELAY CONTROL (OUTPUT) CARD

10 way relay control (output) card (unboxed P.C.B.) contact rating 30 Vdc, 1 A.. Complete with individual input disable switches, plug in screw connections and on board LED's with the facility for external LED's. Each output is individually addressed and controlled by the control equipment. This provides a cost effective, compact solution for installations requiring multiple switching and / or monitoring at a single location.

Each module card utilises up to 10 consecutive addresses with the base address being set by DIP switch although any of the 10 addresses may be individually disabled allowing the use of this address by other modules on that loop.

TECHNICAL DATA	
DIMENSIONS	(W x H x D) 233 mm x 70 mm x 13 mm

MCX-55ME

5 WAY ADDRESSABLE INPUT & 5 WAY OUTPUT CARD

Each input and output are individually addressed and controlled by the control equipment and provide a cost effective, compact solution for installations requiring multiple switching and / or monitoring at a single location.

Inputs may be configured to monitor for open circuit, short circuit and active (fire) conditions. Each output consists of a form C (change over) relay contact providing both normally open and normally closed contacts rated 2A at 30Vdc.

TECHNICAL DATA	
DIMENSIONS	(W x H x D) 233 mm x 70 mm x 13 mm

M201E

OUTPUT CONTROL MODULE

The M201E control module provides a monitored single output circuit for use with polarised loads (sounder circuit) which requires a suitable power source (7VDC - 30VDC) for the connected load. Alternatively the same device may be placed in to an unsupervised mode which can then be used to control any switched load up to 2A @ 30VDC.

Requires M200E-SMB for surface mounting or M200E-DIN for mounting to DIN rails.

FEATURES

- Single output control module

TECHNICAL DATA	
DIMENSIONS	(WxHxD): 94 mm x 93 mm x 23 mm
WEIGHT	102g
CURRENT CONSUMPTION	310 µA @ 24 VDC (no comm.); 510 µA @ 24 VDC (one comm.every 5 sec. with LED blink enabled).
OPERATING VOLTAGE RANGE	15 to 30 VDC peak
OPERATING TEMPERATURE	-20°C to +60°C
RELATIVE HUMIDITY	0% to 95% (non-condensing)

M201E-240

OUTPUT CONTROL MODULE. 240 VAC RELAY CONTACT

The M201E–240 is a loop-powered device controlling an unsupervised double pole (one normally open, one normally closed) output suitable for managing 240VAC loads. The output relay is a bistable device, latching in the on or off state on command from the control panel.

The module is supplied in a wall mounting box as standard with a grounding terminal provided.

FEATURES

- Mains Switching Output Module
- Tri-colour LEDs
- Built-in short circuit isolators
- Decade address switches
- Approved to CEA GEI 1–082 and CEA GEI 1–084

TECHNICAL DATA	
DIMENSIONS	(WxHxD): 139 mm x 40 mm x 134 mm
WEIGHT	195g
CURRENT CONSUMPTION	275 µA @ 24 VDC (no comm.); 445 µA @ 24 VDC (one comm.every 5 sec. with LED blink enabled).
OPERATING VOLTAGE RANGE	15 to 30 VDC peak
RELAY SPECIFICATIONS	5A at 30VDC, 5A at 250VAC, resistive load 1 x NO and 1 x NC contacts
OPERATING TEMPERATURE	-20°C to +60°C
RELATIVE HUMIDITY	0% to 95% (non-condensing)

M201E-240-DIN

OUTPUT CONTROL MODULE. 240 VAC RELAY CONTACT (DIN ENCLOSURE)

The M201E–240–DIN has the same features and capabilities as the M201E–240 but is designed to mount directly on to a standard 35mm 'Top Hat' DIN rail. The module is supplied unboxed for installation in a suitable enclosure.

FEATURES

- DIN rail mount 240V mains Switching Output Module
- Tri-colour LEDs
- Built-in short circuit isolators
- Decade address switches
- Approved to CEA GEI 1–082 and CEA GEI 1–084

TECHNICAL DATA	
DIMENSIONS	(WxHxD): 48 mm 125 mm x 76 mm
WEIGHT	140g
CURRENT CONSUMPTION	275 µA @ 24 VDC (no comm.); 445 µA @ 24 VDC (one comm.every 5 sec. with LED blink enabled).
OPERATING VOLTAGE RANGE	15 to 30 VDC peak
RELAY SPECIFICATIONS	5A at 30VDC, 5A at 250VAC, resistive load 1 x NO and 1 x NC contacts
OPERATING TEMPERATURE	-20°C to +60°C
RELATIVE HUMIDITY	0% to 95% (non-condensing)

CR-6EA

FEATURES

- Individual LED indicators
- Unused addresses may be disabled
- Rotary address switches
- Removable plug–in terminal blocks

SIX WAY CHANGEOVER RELAY OUTPUT

Six way changeover relay output with built-in loop isolation. Complete with rotary address switch and plug-in terminal blocks.

The CR-6EA consists of six Form C relays. The first address is set from 01 to 94; the other modules are automatically assigned the next five addresses; up to three unused addresses can be disabled. A single isolated set of dry relay contacts, which can be wired as normally open or normally closed, is provided for each address. The module enables the control panel to switch the contacts on demand. The controlled circuit is not supervised. Requires M200-SMB-MM for mounting.

TECHNICAL DATA	
DIMENSIONS	(WxHxD): 147 mm x 173 mm x 32 mm
MAXIMUM CURRENT	1.49mA (Blinking LED once every 5 seconds) 36mA at 32V assuming all six relays have switched once and all six LEDs solid on
RELAY CURRENT	30mA/relay pulse 15.6ms duration, pulse under panel control
RELAY CONTACT RATINGS	Relay Contact Ratings 3A at 30VDC Resisitive Load
OPERATING TEMPERATURE	-0°C to +50°C
RELATIVE HUMIDITY	0% to 95% (non-condensing)

SSE-DRS-1

FEATURES

- Additional failsafe mechanism to meet the code of practice requirements of BS7273-4 section 5.
- Dual time delay settings in line with BS-7273-4
- Additional volt free relay

BS7273 DOOR RELEASE SYSTEM

BS7273 Door Release system. Comprising DRM-1 door release module and M201 single output model prewired and mounted in SMB6-V0 surface mount box. Used provide a compliant solution to BS7273-4 Category A requirements. Powered from the 12-24v door magnet supply. System Sensor protocol

TECHNICAL DATA	
DIMENSIONS	(WxHxD): 170mm x 245mm x 100mm
WEIGHT	700g
OPERATING TEMPERATURE	-5°C to +45°C
RELATIVE HUMIDITY	5% to 95% (non-condensing)

DRM-1

FEATURES

- Additional failsafe mechanism to meet the code of practice requirements of BS7273-4 section 5.
- Dual time delay settings in line with BS-7273-4
- Additional volt free relay
- Din rail mountable
- Compatible with System Sensor module enclosure range

BS7273 DOOR RELEASE MODULE

Additional failsafe to be used in conjunction with System Sensor output modules to provide a compliant solution to BS7273-4 Category A requirements.

Powered from the 12-24v door magnet supply.

TECHNICAL DATA	
DIMENSIONS	(WxHxD): 93mm x 94mm x 23mm
WEIGHT	93g
MAX CURRENT DRAW FROM DOOR SUPPLY	35mA @12V (Auxiliary relay enabled) 25mA @12V (Auxiliary relay enabled) 25mA @24V (Auxiliary relay enabled) 20mA @24V (Auxiliary relay enabled)
MAXIMUM DOOR OUTPUT CONTINUOUS CURRENT	Current limited at 1 Amp
AUXILIARY RELAY	Maximum rated continuous current 1 Amp Maximum voltage 30V AC or DC
OPERATING TEMPERATURE	-5°C to +45°C
RELATIVE HUMIDITY	5% to 95% (non-condensing)

M200E-SMB

SURFACE MOUNTING BOX

Surface mounting box for M2xx series modules.

TECHNICAL DATA	
DIMENSIONS	(WxHxD): 139 mm x 134 mm x 40 mm
IP RATING	IP50

M200E-DIN

DIN RAIL MOUNTING CLIP

DIN rail mounting clip for M2xx series modules.

797-065

MULTI-MOUNT ENCLOSURE

Multi-Mount Enclosure. Metal, Morley light grey. The enclosure is capable of housing: one MMX-10ME ,CMX-10RME or MCX-55 module

M200XE

LOOP ISOLATION MODULE

Loop isolation module. Provides monitoring and isolation of short circuits on the loop.

Requires M200E-SMB for surface mounting or M200E-DIN for mounting to DIN rails.

Pictured mounted on M200E-DIN (not included)

TECHNICAL DATA	
DIMENSIONS	(WxHxD): 93mm x 94mm x 23mm
WEIGHT	62g
OPERATING TEMPERATURE	-20°C to 60°C
HUMIDITY	5% to 95% Relative Humidity

POL200-TS

FEATURES

- Verification and maintenance
- Colour touch-screen
- User-friendly functionality
- Compatibility with CLIP / OPAL /
- ADVANCED Notifier, Morley-IAS, System Sensor and Honeywell protocols
- Testing of loop faults, short circuits from positive and / or negative to shielding
- Detailed information and device control
- Status log
- Internal memory and
- USB port for PC connection (update or download recordings)
- 12VDC power supply or internal batteries

LOOP DIAGNOSTIC TOOL

The POL-200-TS loop tester is a versatile measurement and analysis tool that assists technicians with the installation and maintenance of fire re detection systems. The POL-200-TS recognizes all addressable loop elements with the CLIP / OPAL / ADVANCED Notifier, MorleyIAS, System Sensor and Honeywell protocols. In addition, the loop tester is portable and easy to use so you can work loop by loop before the panel is installed from any location on the loop.

TECHNICAL DATA	
DIMENSIONS	97 mm (h) x 177 mm (L) x 44 mm (p) (including protective case)
WEIGHT	550g (including batteries)
BATTERY LIFE	Up to 6 h with battery charged to 100%, depending on the activation of outputs/sirens, LEDs
BATTERY TYPE	6 type AA, Ni-MH 1.2 V (2000 mA) rechargeable Energizer, Duracell or Panasonic batteries
SCREEN	Colour TFT 4.3" (98 x 56 mm) resistive screen 480 x 268 pixels

22051E-RF-26

AGILE WIRELESS PHOTO DETECTOR

Agile Photo Detector. Wireless optical smoke detector for the System Sensor Agile wireless system. Powered by 4 x CR123A 3v batteries

FEATURES

- Wireless mesh network bidirectional communication technology
- Two communication paths to each wireless device
- 18RF channels at 868MHz
- Up to 400m free air communication range
- Average 5 year battery service life

TECHNICAL DATA	
DIMENSIONS	Height(incl.base): 70mm Diameter:102mm
WEIGHT	190g (with batteries)
SUPPLY	4 CR123A 3V Batteries
RADIO FREQUENCY	865-870 MHz
OPERATING TEMPERATURE	-30°C to +60°C
HUMIDITY	10-93% relative humidity (non-condensing)

22051TLE-RF-26

AGILE WIRELESS PHOTO -THERMAL-IR DETECTOR

Agile Photo-Thermal-IR Detector. Wireless Optical, Thermal & Infra-Red detector for the System Sensor Agile wireless system. Powered by 4 x CR123A 3v batteries

FEATURES

- Wireless mesh network bidirectional communication technology
- Two communication paths to each wireless device
- 18RF channels at 868MHz
- Up to 400m free air communication range
- Average 5 year battery service life

TECHNICAL DATA	
DIMENSIONS	Height(incl. base): 70mm Diameter:102mm
WEIGHT	190g (with batteries)
SUPPLY	4 CR123A 3V Batteries
RADIO FREQUENCY	865-870 MHz
OPERATING TEMPERATURE	-30°C to +60°C
HUMIDITY	10-93% relative humidity (non-condensing)

52051RE-RF

AGILE WIRELESS RATE OF RISE HEAT DETECTOR

Agile Rate of Rise Heat Detector. Wireless 'Rate of Rise' heat detector for the System Sensor Agile wireless system. Powered by 4 x CR123A 3v batteries

FEATURES

- Wireless mesh network bidirectional communication technology
- Two communication paths to each wireless device
- 18RF channels at 868MHz
- Up to 400m free air communication range
- Average 5 year battery service life

TECHNICAL DATA	
DIMENSIONS	Height(incl. base): 70mm Diameter:102mm
WEIGHT	190g (with batteries)
SUPPLY	4 CR123A 3V Batteries
RADIO FREQUENCY	865-870 MHz
OPERATING TEMPERATURE	-30°C to +60°C
HUMIDITY	10-93% relative humidity (non-condensing)

52051E-RF

AGILE 58°C FIXED TEMPERATURE HEAT DETECTOR

Agile Rate of Rise Heat Detector. Wireless 'Rate of Rise' heat detector for the System Sensor Agile wireless system. Powered by 4 x CR123A 3v batteries

FEATURES

- Wireless mesh network bidirectional communication technology
- Two communication paths to each wireless device
- 18RF channels at 868MHz
- Up to 400m free air communication range
- Average 5 year battery service life

TECHNICAL DATA	
DIMENSIONS	Height(incl. base): 70mm Diameter:102mm
WEIGHT	190g (with batteries)
SUPPLY	4 CR123A 3V Batteries
RADIO FREQUENCY	865-870 MHz
OPERATING TEMPERATURE	-30°C to +60°C
HUMIDITY	10-93% relative humidity (non-condensing)

R5A-RF

AGILE MANUAL CALL POINT

Waterproof Manual Call Point for the System Sensor Agile wireless system. With magnetic anti-tamper mechanism and IP67-rating. Powered by 4 x CR123A 3v batteries.

FEATURES

- Wireless mesh network bidirectional communication technology
- Two communication paths to each wireless device
- 18RF channels at 868MHz
- Up to 400m free air communication range
- Average 5 year battery service life

TECHNICAL DATA	
DIMENSIONS	Height: 94mm Length: 99mm Depth:71mm
WEIGHT	318g (with batteries)
SUPPLY	4 CR123A 3V Batteries
RADIO FREQUENCY	865-870 MHz
OPERATING TEMPERATURE	-30°C to +60°C
HUMIDITY	10-93% relative humidity (non-condensing)

WSO-XX-RF

AGILE MANUAL CALL POINT

Agile Wireless Wall Mounted Addressable Sounder - for the System Sensor Agile wireless system. Powered by 4 x CR123A 3v batteries"

WSO-RR-RF: RED Agile Wireless Addressable Sounder

WSO-WW-RF: WHITE Agile Wireless Addressable Sounder

FEATURES

- Wireless mesh network bidirectional communication technology
- Two communication paths to each wireless device
- 18RF channels at 868MHz
- Up to 400m free air communication range
- Average 5 year battery service life

TECHNICAL DATA	
DIMENSIONS	Height: 75mm Diameter:121mm
WEIGHT	373g (with batteries)
SUPPLY	4 CR123A 3V Batteries
RADIO FREQUENCY	865-870 MHz
OPERATING TEMPERATURE	-30°C to +60°C
HUMIDITY	10-93% relative humidity (non-condensing)

M200G-RF-26

AGILE GATEWAY

Agile Gateway. Loop-powered Gateway device for System Sensor Agile wireless system. Up to 8 Gateways may be used on the same loop. This requires a B501AP base.

Compatible with DXc panels only.

FEATURES

- Wireless mesh network bidirectional communication technology
- Two communication paths to each wireless device
- 18RF channels at 868MHz
- Up to 400m free air communication range
- Average 5 year battery service life

TECHNICAL DATA	
DIMENSIONS	Height(incl. base): 42mm Diameter:102mm
WEIGHT	90g
SUPPLY	Communication Line Supply Range: 24V Stand by Current: 230 µA
RADIO FREQUENCY	865-870 MHz
OPERATING TEMPERATURE	-30°C to +60°C
HUMIDITY	10-93% relative humidity (non-condensing)

M200F-RF

AGILE REPEATER

Agile Repeater. Network Repeater for extending the range of System Sensor Agile wireless networks. Powered by 4 x CR123A 3v batteries.

FEATURES

- Wireless mesh network bidirectional communication technology
- Two communication paths to each wireless device
- 18RF channels at 868MHz
- Up to 400m free air communication range
- Average 5 year battery service life

TECHNICAL DATA	
DIMENSIONS	Height(incl. base): 52mm Diameter:102mm
WEIGHT	181g (with batteries)
SUPPLY	4 CR123A 3V Batteries
RADIO FREQUENCY	865-870 MHz
OPERATING TEMPERATURE	-30°C to +60°C
HUMIDITY	10-93% relative humidity (non-condensing)

M200I-RF

AGILE WIRELESS REMOTE INDICATOR

Agile Wireless Remote Indicator for System Sensor Agile wireless systems. Indicates the status of up to four System Sensor Agile wireless detectors via three coloured LEDs.

FEATURES

- Wireless mesh network bidirectional communication technology
- Two communication paths to each wireless device
- 18RF channels at 868MHz
- Up to 400m free air communication range
- Average 5 year battery service life

TECHNICAL DATA	
DIMENSIONS	Height: 51mm Length: 95mm Depth:37mm
WEIGHT	100g (with batteries)
SUPPLY	2 CR123A 3V Batteries
RADIO FREQUENCY	865-870 MHz
OPERATING TEMPERATURE	-10°C to +60°C
HUMIDITY	10-93% relative humidity (non-condensing)

B501RF

AGILE WIRELESS DETECTOR/REPEATER BASE

Agile Wireless Detector/Repeater Base. Base for Notifier Agile wireless detectors, repeater and sounder.

B501RF-RR

AGILE WIRELESS DETECTOR/REPEATER BASE

Agile Wireless Detector/Repeater Base. Base for Notifier Agile wireless sounders red.

M200WC-RF-PRO

AGILE USB DONGLE

Agile USB Dongle RF 868 MHz System Sensor PRO

POLE HWKIT

TELESCOPIC ACCESS POLE

POLE. Telescopic access pole for setup and maintenance of Notifier Agile wireless systems. Extends from 1.5 to 5.2m in length.

CUP HWKIT

CUP FOR SETUP AND MAINTENANCE

CUP. Cup for setup and maintenance of Notifier Agile wireless detectors. For use with telescopic pole (POLE HWKIT)

SOLOADAPT HKWKIT

ADAPTOR FOR NO CLIMB SOLO POLES

Adapter for No Climb Solo poles - for use with CUP HWKIT

AMX Alarm Management System

AMX is a pictorial and textual aid for managing alarm activations in your work place. It can be programmed to suit any applications including: Hospitals,Universities, Prisons, Hotels, Industrial and Commercial buildings.

In an emergency, both information and control are paramount, without knowing what has occured and where it happens it is difficult to provide an effective resolution of the situation. AMX is designed to present the information in a simple, clear and user friendly way, allowing rapid comprehension of the situation.

In addition to the basic function of displaying alarms at a common location, the system also offers the ability to record and analyse both alarms and non-alarm events. This provides the building's engineers or management with the tools they need to analyse alarms, faults, review events, assess problems and plan their maintenance and false alarm prevention strategies.

AMX is designed to present information in a simple, clear and user friendly environment. Alarm information can be presented to users as both graphical and text instructions, allowing rapid comprehension of the situation.

Clear, concise information and instructions with optional control functions are available to manage the incident. (Visualise the situation.)

With the latest edition of our remote montioring units, it is now possible to connect the serial data from the panels via an ethernet connection utilising the local area network or communication via Interweb. This new way of connecting the workstation to the fire system allows users to have real time event information, enabling them to proactively manage their system and receive vital system data no matter where they're located.

Incident Management

Incident management is just one element provided by the system, AMX allows you to document and audit the history of the system using the powerful comprehensive logging facilities. Classify each alarm according to it's nature – False alarm due to burnt toast, False alarm with good intentions, etc. Utilise the built in classifications or create your own. Highlight areas that generate the highest number of alarms to improve your system's performance.

PC Specification (standalone)

PROCESSOR	Intel Pentium or equivalent 2 GHz or better 64 bit
OPERATING SYSTEM	Windows 8, Windows 10
MEMORY	1 GB min.
DISK SPACE	1 TB minimum
GRAPHICS	1024x768 – 16 million colours
SOUND CARD	Windows Compatible
LOUDSPEAKERS	Any amplifier and speakers
MONITOR	Any
POINTING DEVICE	A mouse is essential
PRINTER	Optional
RS 232 SERIAL PORTS	1-6 (application dependant)
RS 485 SERIAL PORTS	Subject to system configuration
LAN PORT	Optional
USB PORT	One minimum
CD ROM	Yes
BACKUP DEVICE	External disk or USB memory stick (flash drive)
PCI EXPANSION SLOTS	Only for RS484 interfaces

Software and Dongle Packages	
ZXAMXL1	Morley ZXse AMX Level 1 (1 panel) software and regular licence enables the display of key information from their analogue addressable fire detection and fire alarm system. Can be upgraded with the features below to extend the software capabilities.
ZXAMXL2	Morley ZXse AMX Level 2 (up to 3 panels) software and regular licence enables the display of key information from their analogue addressable fire detection and fire alarm system. Can be upgraded with the features below to extend the software capabilities.
ZXAMXL3	Morley ZXse AMX Level 3 (up to 16 panels) software and regular licence enables the display of key information from their analogue addressable fire detection and fire alarm system. Can be upgraded with the features below to extend the software capabilities.
ZXAMXL4	Morley ZXse AMX Level 4 (up to 99 panels) software and regular licence enables the display of key information from their analogue addressable fire detection and fire alarm system. Can be upgraded with the features below to extend the software capabilities.
DXCAMXL1	Morley DXc AMX Level 1 (1 panel) software and regular licence enables the display of key information from their analogue addressable fire detection and fire alarm system. Can be upgraded with the features below to extend the software capabilities.
DXCAMXL2	Morley DXc AMX Level 2 (up to 3 panels) software and regular licence enables the display of key information from their analogue addressable fire detection and fire alarm system. Can be upgraded with the features below to extend the software capabilities.
DXCAMXL3	Morley DXc AMX Level 3 (up to 15 panels) software and regular licence enables the display of key information from their analogue addressable fire detection and fire alarm system. Can be upgraded with the features below to extend the software capabilities.
Remote Connection Hardware	
ZXSWMK1	Morley Zxse RMU Module Kit. Provides an IP interface from your panel to your AMX graphics package. Supports a single panel only.
ZXSWMK5	Morley ZXse RMU Module Kit. Provides an IP interface from your panels to your AMX graphics package. Supports a network of two to five panels.
ZXSWMK15	Morley Zxse RMU Module Kit. Provides an IP interface from your panels to your AMX graphics package. Supports a network of six to fifteen panels.
ZXSC99	Morley ZXse Cube. Provides an IP interface from your panels to your AMX graphics package. Supports a network of up to ninety nine panels.
DXCSWMK1	Morley DXc RMU Module Kit. Provides an IP interface from your panel to your AMX graphics package. Supports a single panel only.
DXCSWMK5	Morley DXc RMU Module Kit. Provides an IP interface from your panels to your AMX graphics package. Supports a network of two to five panels.
DXCSWMK15	Morley DXc RMU Module Kit. Provides an IP interface from your panels to your AMX graphics package. Supports a network of six to fifteen panels.
AMXECHO	Morley Echoback device disablement logging activation,
CONSWM4	Convention RMU Module Kit provides an IP interface for up to four volt free inputs to your AMX graphics package.

SPECIALIST DETECTION AND ASSOCIATED SYSTEMS

FSL Flame Detectors

LIGHT INDUSTRIAL/COMMERCIAL FLAME DETECTORS

Honeywell's FSL100 range of Light Industrial/Commercial Flame Detectors enables simple coverage of fire hazard areas across many fire hazard applications. Installation, set-up and operation are simple. Wide solid area coverage and fast speed of response optimises safety.

With inbuilt automatic test and test lamps available to cover all models, reliability is ensured.

Certified to FM 3260 and EN54-10 for flame Detector performance.

Hazardous Area ATEX Zone 2/22, FM Class1, 2 & 3 Div2

FEATURES

- UV, UV/IR and IR3 Flame Detectors to cover a wide range of applications
- Robust, simple to install & set-up; Wide angle and fast speed of response
- Automatic test and test lamps for simple check and maintenance.

TECHNICAL DATA	
RANGE	35 m (IR3), 25 m (UV, UV/IR) alarming within 10 seconds to a 0.1 m^2 n-heptane fire
CONE OF VISION	90˚ minimum horizontal and vertical
POWER	10-28 VDC (12-24 VDC nominal)
DIMENSIONS	125 x 80 x 57 mm
WEIGHT	465 g
OPERATING TEMPERATURE	-40˚C to +70˚C

FSL100-UV

FLAME UV 25M ZONE 2/22 RED

Effective solution for materials burning with low temperatures, e.g. Sulphur. Alarms to fires from heavy hydrocarbons (wood, paper, petroleum, etc.), light hydrocarbons (methanol, methane, etc.), and hydrogen

Good resistance against the influences of direct and reflected sunlight, artificial light, such as fluorescent tubes and glass covered halogen lamps

FSL100-UVIR

FLAME UV/IR 25M ZONE 2/22 RED

Analysis of the flame flicker-frequency for improved false alarm rejection. Dual sensing methodology enables a wide range of hydrocarbon and non-hydrocarbon fires to be effectively detected

Good resistance against the influences of direct and reflected sunlight, artificial light, such as fluorescent tubes and glass covered halogen lamps, arcs and electric discharges, radiation from electric welding provided that the electric welding takes place at a distance more than 10 feet from the flame detector.

FSL100-IR3

FLAME IR3 35M ZONE 2/22 RED

Analysis of the flame flicker frequency for improved false alarm rejection

Particularly suited to liquid hydrocarbon and dirty fires. Affected less by window contamination or smoky fires.

Good resistance against the influences of direct and reflected sunlight, artificial light, such as fluorescent tubes and glass covered halogen lamps, arcs and electric discharges, radiation from electric welding provided that the electric welding takes place at a distance more than 10 feet from the flame detector.

FS24X Flame Detectors

TRIPLE IR WIDE BAND SENSING FLAME DETECTOR

FS24X provides wideband Multi-Spectrum Triple IR (IR/IR/IR/Visible) flame detection. It is part of our FSX family of advanced technology Electro-Optical fire detectors. Using our patented* WideBand IR™, WideBand 4.3 micron IR™, and Visible detection technology, the FS24X sets the standard for flame detection. Sophisticated software algorithms and dual microprocessors ensure that the FS24X has the highest fire detection performance combined with optimal false alarm rejection.

The WideBand IR™ Infrared technology using high-speed solid-state Quantum sensors allows detection of all types of fires,hydrocarbon and non-hydrocarbon, in all weather conditions.

FEATURES

- Detects hydrocarbon and non-hydrocarbon fuel fires in all environmental conditions
- Wide operating temperature range
- Optimal false alarm rejection
- Minimal maintenance for trouble-free operation
- Suitable for a wide variety of applications

TECHNICAL DATA	
SENSITIVITY	Very high (60m), high (45m), medium (30m) and low (15m) - switch selectable
CONE OF VISION	90° cone of vision, ± 45° from on axis
POWER	24 Vdc nominal (18-32 Vdc) - regulated
RESPONSE TIME	3-5 Seconds to 0.1 m² n-Heptane fire at 30 m 3-10 Seconds to 0.1 m² n-Heptane fire at 60 m
WEIGHT	Aluminum: 1.6 kg ; Stainless Steel: 3.2 kg
OPERATING TEMPERATURE	-60°C to +85°C

FS24X-911-23-6

FLAME IR3 60M ZONE 1 RED ALUMINIUM

FS24X wideband Multi-Spectrum Triple IR (IR/IR/IR/Visible) flame detection - Aluminium

FS24X-911-24-6

FLAME IR3 60M ZONE 1 STAINLESS STEEL

FS24X wideband Multi-Spectrum Triple IR (IR/IR/IR/Visible) flame detection - Stainless steel

FS20X Flame Detectors

ADVANCED MULTI SPECTRUM (UV/DUAL IR/VIS) FLAME DETECTOR

The FS20X detector is a Multi-Spectrum and UV/Dual IR/VIS and flame detector with a proven UV solar-blind sensor. FS20X delivers a faster response and fewer false alarms, performs in a wider ambient temperature range, with a much longer detection range compared to conventional UV/IR detectors.

The FS20X detector using advanced algorithms for signal processing and fire and flame analysis to alarm to most fires in all industrial environmental conditions

FEATURES

- Detects hydrocarbon and non-hydrocarbon fuel fires in all environmental conditions
- Wide operating temperature range
- Arc welding immunity
- False alarm rejection
- Minimal maintenance for trouble-free operation

TECHNICAL DATA	
SENSITIVITY	Very high (60m), high (45m), medium (30m) and low (15m) - switch selectable
CONE OF VISION	90° cone of vision, ± 45° from on axis
POWER	24 Vdc nominal (18-32 Vdc) - regulated
RESPONSE TIME	3-5 Seconds to 0.1 m² n-Heptane fire at 30 m 3-10 Seconds to 0.1 m² n-Heptane fire at 60 m
WEIGHT	Aluminum: 1.6 kg ; Stainless Steel: 3.2 kg
OPERATING TEMPERATURE	-40 to +85°C

FS24X-911-23-6

FLAME IR3 60M ZONE 1 RED ALUMINIUM

FS20X Multi-Spectrum and UV/Dual IR/VIS and flame detector with a proven UV solar-blind sensor- Aluminium

FS24X-911-24-6

FLAME IR3 60M ZONE 1 STAINLESS STEEL

FS20X Multi-Spectrum and UV/Dual IR/VIS and flame detector with a proven UV solar-blind sensor- Stainless steel

FLAME DETECTION ACCESSORIES

TL-2055	Flame FS20X/24X Test lamp Hazardous Area
TL-1055	Flame FS20X/24X Test lamp Safe Area
SM4	Flame FS20X/24X Swivel Mount SS.
FSX-A001	Flame FSX Diagnostic Kit c/w Interface Module, RS485/USB Cable, PSU, Win PC Software
PSU-12	Flame Charger kit for TL test lamp
FS24X-911-10-6	Flame Electronics Module for FS24X detector
FS20X-211-10-6	Flame Electronics Module for FS20X Detector
DASA6-N	Flame FS20X/24X Dust Airshield with fitting for 6mm hose
SH-001	Flame FS20X/24X Sunshield
FSL100-SM21	Flame FSL100 Swivel Mount
FSL100-TL	Flame FSL100 Test Lamp
FSL100-TLBT	Flame 12V DC Battery for FSL test lamp
FSL100-TLBU	Flame H3 Bulb for FSL test lamp
FSL100-TLCH	Flame Charger kit for FSL test lamp

OSID

FEATURES

- Maximum detection range of 150 m or the OSI-10
- Dual wavelength LED-based smoke detection
- Optical imaging with CMOS imaging chip
- On-board event log for fault and alarm diagnostics
- High tolerance to false alarm due to building movement
- High tolerance to transient dust, steam and intrusion of solid objects
- Easy alignment with large adjustment and viewing angles
- No need for precise alignment
- Automatic commissioning in under ten minutes

OPEN AREA SMOKE DETECTION

Open-area Smoke Imaging Detection (OSID) is an innovative system for reliable, cost-effective smoke detection for large, open spaces requiring standard sensitivity detection.

In its simplest configuration, OSID uses one imager, a camera-like device with a wide field of view, and a wired or battery-powered emitter roughly aligned on the opposite wall within the protected area. The emitter sends both infrared and ultraviolet coded light signals to the imager. If the light reception is altered due to the presence of genuine smoke particles, the imager will go into alarm.

TECHNICAL DATA	
SUPPLY VOLTAGE	20 to 30 VDC (24 VDC nominal)
IMAGER CURRENT CONSUMPTION	Nominal (at 24 VDC): 8mA (1 Emitter) 10mA (7 Emitters) Peak (at 24 VDC) during training mode: 31mA
EMITTER CURRENT CONSUMPTION	Wired Version (at 24 VDC): 350˚A Std Power, 800˚A High Power Battery Version (1.9 - 3.2 VDC): OSE-RBA Built-in Battery: -SP Version: 5-year battery life -HP Version: 3-year battery life
DIMENSIONS (WHD)	Emitter / Imager: 208 mm x 136 mm x 96 mm
OPERATING TEMPERATURE	-10 °C to 55 °C
HUMIDITY	10 to 95% RH (non-condensing)

OSE-SP-01

EMITTER - ALKALINE BATTERY

Alkaline Battery for Standard Power Emitter

OSE-HP-01

EMITTER - HIGH POWER, ALKALINE BATTERY

Alkaline Battery for High Power Emitter

OSE-HPW

EMITTER - HIGH POWER, WIRED

24 Vdc Power Supply for High Power Emitter. Enables double the detection ranges on the OSI-90

OSE-SPW

EMITTER - STANDARD POWER, WIRED

24 Vdc Power Supply for Standard Power Emitter

OSID-EHE

EMITTER ENVIRONMENTAL HOUSING IP66

IP66-rated Environmental Housing for Emitters. Protects OSID Emitters from dust and water ingress

OSI-10

IMAGER - 7º COVERAGE

Imager with a 7º field of view providing distances 30m to 150 m. NB: Not suitable for use with High Powered Emitters.

OSI-90

IMAGER - 80º COVERAGE

Imager with an 80º field of view providing distances 6m to 68m. Distances: 6-34m with OSE-SP-01 / OSE-SPW, 12-68m with OSE-HPW, 12-50m with OSE-HP-01. OSI-90 can operate with up to 7 Emitters.

OSID-EHI

IMAGER ENVIRONMENTAL HOUSING IP66

IP66-rated Environmental Housing for Emitters. Protects OSID Imagers from dust and water ingress.

OSID ACCESSORIES

OSE-ACF	Anti-condensation film for Emitters. An easy applicable film that provides condensation resistance for the lenses of OSID Emitters.
OSEH-ACF	Anti-condensation film for OSID-EHE and OSID-EHI environmental housings. An easy applicable film that provides condensation resistance for the lenses of OSID Environmental Housings
OSP-001	FTDI Cable 1.5m. 1.5m cable for connecting a PC to the Imager for use with OSID Diagnostic software. Cable may be extended by a further 20m when using an active USB amplifier.
OSP-002	Laser Alignment tool. A simple and effective tool for fast alignment of OSID devices. Aligns and locks the eyeball. Also activates Emitters when locked.
OSI-LS	Light shield for Imagers. Shield for use with Imagers where light interference is likely to be an issue.
OSID-INST	OSID Installation Kit. Kit including: Laser Alignment Tool, Test Filter, PC Cable, Cleaning Cloth, Reflectors and Manual.
OSE-RBA	Spare alkaline battery pack for Emitter units. Replacement Alkaline Battery pack for Emitters.

FAAST LT-200

ASPIRATING SYSTEMS

The FAAST LT-200 Aspirating Smoke Detector is designed with the installer and end user in mind. It serves the wide variety of Class C applications where maintenance is difficult, where traditional smoke detection methods are inappropriate or prone to fail due to harsh environments or areas where aesthetics matter. It is also suitable for smaller mission critical applications where very early warning - Class A or B detection is required.

FEATURES

- High sensitivity LED Detection Chamber specially designed to cover Class C.
- Includes a high power output IR LED and high gain IR receiver amplifier
- Single & Dual channel versions with independent channels including fan, sensor and flow monitoring
- Provides pre-alarm functionality for graduated alarm thresholds
- Ultrasonic airflow sensing with expanded monitoring range

TECHNICAL DATA	
DIMENSIONS	(WxHxD): 356 mm 403 mm x 135 mm
WEIGHT	Approx. 6.5 kg (incl. sensors)
EXTERNAL SUPPLY VOLTAGE	18.5-31.5 V
OPERATING CURRENT	1 Channel - 170mA @ 24 VDC (excluding sounders) 2 Channel - 270mA @ 24 VDC (excluding sounders)
MAX ALARM CURRENT	1 Channel - 360mA @ 24 VDC (excluding sounders) 2 Channel - 570mA @ 24 VDC (excluding sounders)
OPERATING TEMPERATURE	-10ºC to +55ºC
RELATIVE HUMIDITY	0% to 93% (non-condensing)

FL0111E-HS-EB

FAAST LT-200 - 1 CHANNEL

FAAST LT-200 - 1 Channel - (160m 18 holes) c/w Earth bar

FL0112E-HS-EB

FAAST LT-200 - 1 CHANNEL - DOUBLE KNOCK

FAAST LT-200 - 1 Channel - D.Knock - (160m 18 holes) c/w Earth bar

FL0122E-HS-EB

FAAST LT-200 - 2 CHANNEL

FAAST LT-200 - 2 Channel - (160m 18 holes per channel) c/w Earth bar

FAAST ACCESSORIES

F-BO-AFE70-2	FAAST Blowthrough System
F-BO-AFE70-3	FAAST Automatic Purging Unit- Freezer Applications
F-A3384-000	Air Filter for FAAST 7100E, 8100E & 9400X
FL-IF-6	Integral replacement filter for FAAST LT aspiration detectors (1pc)
F-LT-EB	Earth bar for FAAST LT units
F-SEN-SSE	Replacement HSS Sensor for FL0xxxE-HS(-EB)
F-INF-25	External Pipe Filter
F-INF-25-RF	External Filter replacement filter pack (4pcs)
FLT2-AB-SA1	FAAST LT200 Standalone single channel accessories box
FLT2-AB-SA2	FAAST LT200 Standalone dual channel accessories box
G07-0199-000	FAAST LT Replacement Fan Gasket
P87-0511-011	FAAST LT Replacement Fan Assembly

VEP-A00-1P

FEATURES

- Flair detection technology delivers reliable very early warning in a wide range of environments with minimal nuisance alarms
- Multi stage filtration and optical protection with clean air barriers ensures lifetime detection performance
- Four alarm levels and a wide sensitivity range deliver optimum protection for the widest range of applications
- Intuitive LCD icon display provides instant status information for immediate response

VESDA-E VEP WITH LEDS, 1 PIPE

The VESDA-E VEP series of smoke detectors bring the latest and most advanced detection technology to provide very early warning and the best nuisance alarm rejection to a wide range of applications. Built on the Flair detection technology and years of application experience, VEP detectors achieve consistent performance over their lifetime via absolute calibration. In addition, the VEP delivers a range of revolutionary features that provide user value.

TECHNICAL DATA	
SUPPLY VOLTAGE	18-30 VDC (24 V Nominal)
POWER CONSUMPTION @ 24 VDC	Quiscent 8.8W, Alarm 9.6W
DIMENSIONS (WHD)	350 mm x 225 mm x 135 mm
WEIGHT	4.0 kg
OPERATING CONDITIONS	Ambient: 0°C to 39°C Sampled Air: -20°C to 60°C Tested to: -20°C to 55°C Humidity: 10% to 95% RH, non-condensing
AREA COVERAGE	1,000 m^2
PIPE LENGTH (LINEAR)	100m
PIPE LENGTH (BRANCHED)	130m
NO. OF HOLES (A/B/C)	30/40/50

VEP-A00-P

FEATURES

- Flair detection technology delivers reliable very early warning in a wide range of environments with minimal nuisance alarms
- Multi stage filtration and optical protection with clean air barriers ensures lifetime detection performance
- Four alarm levels and a wide sensitivity range deliver optimum protection for the widest range of applications
- Intuitive LCD icon display provides instant status information for immediate response

VESDA-E VEP WITH LEDS, 4 PIPE

The VESDA-E VEP series of smoke detectors bring the latest and most advanced detection technology to provide very early warning and the best nuisance alarm rejection to a wide range of applications. Built on the Flair detection technology and years of application experience, VEP detectors achieve consistent performance over their lifetime via absolute calibration. In addition, the VEP delivers a range of revolutionary features that provide user value.

TECHNICAL DATA	
SUPPLY VOLTAGE	18-30 VDC (24 V Nominal)
POWER CONSUMPTION @ 24 VDC	Setting 1 - Quiscent 7.0W, Alarm 7.8W Setting 5 - Quiscent 8.8W, Alarm 9.6W
DIMENSIONS (WHD)	350 mm x 225 mm x 135 mm
WEIGHT	4.0 kg
OPERATING CONDITIONS	Ambient: 0°C to 39°C Sampled Air: -20°C to 60°C Tested to: -20°C to 55°C Humidity: 10% to 95% RH, non-condensing
AREA COVERAGE	2,000 m^2
PIPE LENGTH (LINEAR)	280m
PIPE LENGTH (BRANCHED)	560m
NO. OF HOLES (A/B/C)	20/80/100

VEP-A10-P

FEATURES

- Flair detection technology delivers reliable very early warning in a wide range of environments with minimal nuisance alarms
- Multi stage filtration and optical protection with clean air barriers ensures lifetime detection performance
- Four alarm levels and a wide sensitivity range deliver optimum protection for the widest range of applications
- Intuitive LCD icon display provides instant status information for immediate response

VESDA-E VEP WITH 3.5" DISPLAY, 4 PIPE

The VESDA-E VEP series of smoke detectors bring the latest and most advanced detection technology to provide very early warning and the best nuisance alarm rejection to a wide range of applications. Built on the Flair detection technology and years of application experience, VEP detectors achieve consistent performance over their lifetime via absolute calibration. In addition, the VEP delivers a range of revolutionary features that provide user value.

TECHNICAL DATA	
SUPPLY VOLTAGE	18-30 VDC (24 V Nominal)
POWER CONSUMPTION @ 24 VDC	Setting 1 - quiescent 8.2W, Alarm 10.0W Setting 5 - Quiescent 10.4W, Alarm 11.6W
DIMENSIONS (WHD)	350 mm x 225 mm x 135 mm
WEIGHT	4.1 kg
OPERATING CONDITIONS	Ambient: 0°C to 39°C Sampled Air: -20°C to 60°C Tested to: -20°C to 55°C Humidity: 10% to 95% RH, non-condensing
AREA COVERAGE	2,000 m^2
PIPE LENGTH (LINEAR)	280m
PIPE LENGTH (BRANCHED)	560m
NO. OF HOLES (A/B/C)	20/80/100

VEU-A00

FEATURES

- Flair detection technology delivers reliable very early warning in a wide range of environments with minimal nuisance alarms
- Multi stage filtration and optical protection with clean air barriers ensures lifetime detection performance
- Four alarm levels and an ultra wide sensitivity range deliver optimum protection for the widest range of applications
- Intuitive LCD icon display provides instant status information for immediate response on for immediate response

VESDA-E VEU WITH LED'S

The VEU series of aspirating smoke detectors are the premium detector of the VESDA-E range. An Ultra-wide sensitivity range; 15 times greater than VESDA VLP, and provision for more sampling holes provide an increased coverage in high airflow applications by at least 40%. Considerably longer linear pipe runs and extended branched pipe network configurations cater perfectly to applications with higher ceilings providing an increased coverage by up to 80% whilst allowing convenient detector mounting for ease of service and maintenance. A range of revolutionary new features provide unsurpassed detection performance, flexibility, field programmability, connectivity and reduced total cost of ownership.

TECHNICAL DATA	
SUPPLY VOLTAGE	18-30 VDC (24 V Nominal)
POWER CONSUMPTION @ 24 VDC	Setting 1 - Quiscent 7.0W, Alarm 7.8W Setting 5 - Quiscent 8.8W, Alarm 9.6W Setting 10 - Quiscent 14.7W, Alarm 15.5W
DIMENSIONS (WHD)	350 mm x 225 mm x 135 mm
WEIGHT	4.83 kg
OPERATING CONDITIONS	Ambient: 0°C to 39°C Sampled Air: -20°C to 60°C Tested to: -20°C to 55°C Humidity: 10% to 95% RH, non-condensing
AREA COVERAGE	6,500 m^2
PIPE LENGTH (LINEAR)	1 Pipe 160 m 2 Pipes 150 m 3 Pipes 130 m 4 Pipes 100 m
MAXIMUM PIPE LENGTH	Total Pipe Length (with branches): 800 m
NO. OF HOLES (A/B/C)	80/80/100

VEU-A10

FEATURES

- Flair detection technology delivers reliable very early warning in a wide range of environments with minimal nuisance alarms
- Multi stage filtration and optical protection with clean air barriers ensures lifetime detection performance
- Four alarm levels and an ultra wide sensitivity range deliver optimum protection for the widest range of applications
- Intuitive LCD icon display provides instant status information for immediate response on for immediate response

VESDA-E VEU WITH 3.5" DISPLAY

The VEU series of aspirating smoke detectors are the premium detector of the VESDA-E range. An Ultra-wide sensitivity range; 15 times greater than VESDA VLP, and provision for more sampling holes provide an increased coverage in high airflow applications by at least 40%. Considerably longer linear pipe runs and extended branched pipe network configurations cater perfectly to applications with higher ceilings providing an increased coverage by up to 80% whilst allowing convenient detector mounting for ease of service and maintenance. A range of revolutionary new features provide unsurpassed detection performance, flexibility, field programmability, connectivity and reduced total cost of ownership.

TECHNICAL DATA	
SUPPLY VOLTAGE	18-30 VDC (24 V Nominal)
POWER CONSUMPTION @ 24 VDC	Setting 1 - Quiscent 8.2W, Alarm 10.4W Setting 5 - Quiscent 10.0W, Alarm 11.6W Setting 10 - Quiscent 15.8W, Alarm 16.6W
DIMENSIONS (WHD)	350 mm x 225 mm x 135 mm
WEIGHT	4.9 kg
OPERATING CONDITIONS	Ambient: 0°C to 39°C Sampled Air: -20°C to 60°C Tested to: -20°C to 55°C Humidity: 10% to 95% RH, non-condensing
AREA COVERAGE	6,500 m^2
PIPE LENGTH (LINEAR)	1 Pipe 160 m 2 Pipes 150 m 3 Pipes 130 m 4 Pipes 100 m
MAXIMUM PIPE LENGTH	Total Pipe Length (with branches): 800 m
NO. OF HOLES (A/B/C)	80/80/100

VESDA-E ACCESSORIES

VSP-961	VESDA-E Exhaust adaptor US
VSP-962	VESDA-E Filter
VSP-962-20	VESDA-E Filter - 20 Pieces
VSP-963	VESDA-E Aspirator
VSP-964	VESDA-E Smoke Detection Chamber
VSP-965	VESDA-E Sampling Module
VSP-960	Mounting Bracket

VLI-880, VLI885

FEATURES

- Suitable for Class 1 Division 2 applications - Groups A,B,C & D
- Up to 2000 m² coverage
- Up to 4 inlet pipes
- Total pipe length up to 360 m
- Five (5) high intensity status LEDs for greater visibility

VESDA VLI

The VESDA VLI by Xtralis is an industry first early warning aspirating smoke detection (ASD) system, designed to protect industrial applications and harsh environments of up to 2000 m²

The VLI detector combines a fail-safe Intelligent Filter (patent pending) with an advanced clean-air barrier for optics protection allowing the use of absolute detection and a long detection chamber life without the need for re-calibration

TECHNICAL DATA	
SUPPLY VOLTAGE	18-30 VDC
POWER CONSUMPTION @ 24 VDC	10 W quiescent, 10.5 W with alarm (max)
DIMENSIONS (WHD)	426.5 mm x 316.5 mm x 180 mm
WEIGHT	6.035 kg
OPERATING CONDITIONS	Tested to -10°C to 55°C Recommended Detector Ambient: 0°C to 39°C Sampled Air: -20°C to 60°C Humidity: 10% to 95% RH, non-condensing
AREA COVERAGE	2,000 m²
TOTAL PIPE LENGTH	380m
MAX. SINGLE PIPE LENGTH	120m

VESDA-VLI ACCESSORIES

VLI-885	VESDA VLI with VESDAnet1
VRT-Q00	VESDA VLI Remote Display 7 Relays
VRT-T00	VESDA VLI Remote Display No Relays
VSP-030	VLI Intelligent Filter
VSP-031	VLI Secondary Foam Filter
VSP-032	VLI Aspirator
VSP-033	VLI Chamber Assembly
VSP-034	VLI VESDAnet Card
VSP-035	VLI Remote Display Module Spare
VSP-036	VLI Ultrasonic Flow Manifold Spare

ASPIRATING PIPEWORK

RED90	90 Degree Bend (ea)
RED90ELB	90 Degree Elbow (ea)
RED45	45 Degree Bend (ea)
REDUN	Socket Union (ea)
REDCLIP	Pipe Clip (ea)
REDSOC	Jointing Socket (ea)
REDTP	T Piece (ea)
REDENDC	End Cap (ea)
RED3MP	Pipe 3 Metres (ea)
RED10MMCAP	RED 10MM CAPILLARY PIPE (100 METRE)
REDLDP010N	10mm OD Natural Capillary Pipe (100 Metre) (equivalent to 221-036)
REDASP025C	Conical Sample Point Head Only (for 10mm OD tube) (equivalent to 144-013)
REDASP025F	Flush Sample Point Head only (for 10mm OD tube) (equivalent to PIP-015)
REDCTII0250	25mm/10mm Red Capillary Tee (equivalent to PIP-016)
REDAST025I	25mm Red Air Sampling TEST POINT.
REDFSK	Flush Sampling Kit
REDBOIFR0250	RED 25mm Union with Flow Restrictor (equivalent to VSP-870)
REDFR0250	Red Flow Restrictor Disc (pack of 10) (equivalent to VSP-871)
REDCAP010N	Discreet end cap for 10mm OD tube (Clear) (equivalent to 222-059)
REDCSK	Conical Sampling Kit
REDDSK	Capillary Kit with Descrete Sample Point- Red- c/w reducing T piece and 10mm Pipe x 1.5M
REDPIPC	Pipe Cutters
REDEXSOC	25mm Inline Expansion Socket 100mm
REDFCR0320	25mm Intumesent 2hr Fire Collar (equivalent to PIP-020)
REDFLXI25B	25mm Flexible 1m Long Bend (equivalent to PIP-021)
REDALT0250	Airline Adaptor Tee (equivalent to PIP-022)
RED22P025I	25mm 2 Way Ball Valve (equivalent to PIP-023)
REDSGVD025I	25mm x 12"" Condensation Valve Trap with Ball Valve (equivalent to PIP-025)"
REDFLEX-30	25mm Flexible Connector 30cm
REDCEM	Cement 250ml
REDCT100	Cable Ties x 100 (equivalent to PIP-013)
REDMAB0250	Plain Red ABS 3/4"x 25mm Adaptor
VSP-860	Refrigerated storage sampling kit

ASPIRATING PIPEWORK

WHT3MP	Pipe 3 Metres, WHITE
WHT45	45 Degree Bend, WHITE
WHT90	90 Degree Bend, WHITE
WHT90ELB	90 Degree Elbow, WHITE
WHTAST025I	25mm White Air Sampling Test Point (equivalent to PIP-018-W)
WHTFLXI25B	25mm Flexible 1m Long Bend (equivalent to PIP-021-W)
WHTALT0250	Airline Adaptor Tee (equivalent to PIP-022)
WHTFLEX-30	25mm Flexible Connector 30cm (equivalent to PIP-026-W)
WHTCLIP	Pipe Clip, WHITE
WHTCSK	Conical Sampling Kit, WHITE
WHTENDC	End Cap, WHITE
WHTFSK	Flush Sampling Kit, WHITE
WHTCTII0250	25mm/10mm White Capillary Tee (equivalent to PIP-016-W)
WHTSOC	Jointing Socket, WHITE
WHTTP	T Piece, WHITE
WHTUN	Socket Union, WHITE

STANDARD AND FREEZER HOLE REDUCING CLIPS

F-PC-0	Standard-Clip for ASD pipework 0.0mm
F-PC-2.0	Standard-Clip for ASD pipework 2.0mm
F-PC-2.5	Standard-Clip for ASD pipework 2.5mm
F-PC-3.0	Standard-Clip for ASD pipework3.0mm
F-PC-3.5	Standard-Clip for ASD pipework 3.5mm
F-PC-4.0	Standard-Clip for ASD pipework 4.0mm
F-PC-4.5	Standard-Clip for ASD pipework4.5mm
F-PC-5.0	Standard-Clip for ASD pipework5.0mm
F-PC-5.5	Standard-Clip for ASD pipework 5.5mm
F-PC-6.0	Standard-Clip for ASD pipework 6.0mm
F-PC-6.5	Standard-Clip for ASD pipework 6.5mm
F-PC-HE-2.0	Freezer clip for ASD pipework 2.0mm
F-PC-HE-2.5	Freezer clip for ASD pipework2.5mm
F-PC-HE-3.0	Freezer clip for ASD pipework 3.0mm
F-PC-HE-3.5	Freezer clip for ASD pipework 3.5mm
F-PC-HE-4.0	Freezer clip for ASD pipework 4.0mm
F-PC-HE-4.5	Freezer clip for ASD pipework 4.5mm
F-PC-HE-5.0	Freezer clip for ASD pipework 5.0mm
F-PC-HE-5.5	Freezer clip for ASD pipework 5.5mm
F-PC-HE-6.0	Freezer clip for ASD pipework 6.0mm
F-PC-HE-6.5	Freezer clip for ASD pipework 6.5mm

An extensive range of VESDA and FAAST aspirating spares and accessories are available. Please contact us for full details.

EVCS-CMPT

COMPACT 5 MASTER HANDSET

The Compact 5 is ideal for smaller installations which require up to 5 outstations or Emergency Assist Alarms.
Requires 2 x 12v, 15Ah batteries
Accessories
EFVCC5-FC - Compact 5 Stainless Panel Cover
EFVCC5-FB - Compact 5 Semi Flush Bezel

FEATURES

- BS5839 part 9 compliant
- Monitored handset
- EN54-4 PSU
- Controls up to 5 outstations
- 5 line keys, 1 fault accept•
- 17 status LEDs•
- Relay outputs

TECHNICAL DATA	
DIMENSIONS	Height 280mm x Width 397mm x Depth 77mm
INTERNAL POWER SUPPLY	24 V dc
POWER SUPPLY VOLTAGE	230 V ac +/- 10 % 50/60 Hz
CHARGE CURRENT	250 mA (max)

EVCS-MSWM

NETWORK 8 MASTER HANDSET (WALL)

Designed to comply with BS5839 Part 9 2011 the network 8 EVCS System, is designed to assist fire fighters within high rise buildings or large sites where radio communication may not be possible. Where both a fire telephone and disabled refuge system are fitted to a building BS5839 Part 9 specifies these should form a single system.

FEATURES

- Multiple handsets with up to 8 distributed throughout the system
- Up to 160 outstations via 20 Network Exchange units with V4.21 software
- Up to 256 outstations via 32 Network Exchange units with V5.0 software
- 4 line x 20 character backlit display

TECHNICAL DATA	
DIMENSIONS	Height 300mm x Width 350mm x Depth 90mm
POWER SUPPLY VOLTAGE	11V to 18V DC
POWER SUPPLY CURRENT	88mA @ 12V

EVCS-MS

NETWORK 8 MASTER HANDSET (DESK)

The desk Network 8 Master Handset operates as a system exchange from which calls from individual outstations may be answered or dialled directly using its reference number or selected from a calling directory stored in the unit. Its distributed loop architecture provides a competitive system for systems from 8 to 256 communication points as well as multiple control locations.

FEATURES

- Complies with regulations & recommendations
- Dual loop pull cord
- High contrast labels
- Blue indication

TECHNICAL DATA	
DIMENSIONS	Height 265mm x Width 275mm x Depth 130mm
POWER SUPPLY VOLTAGE	11V to 18V DC
POWER SUPPLY CURRENT	88mA @ 12V

EVCS-XC

NETWORK 8 EXCHANGE UNIT

EVCS Network 8 is a system for larger Disabled Refuge and Emergency telephone installations. Its distributed loop architecture provides a competitive scalable system for up to 256 communication points.

FEATURES

- Modular scalable system architecture for efficient installation
- Loop based network for fault resilience
- Up to 160 outstations via 20 Network Exchange units with V4.21 software
- Up to 256 Outstations via 32 Network Exchange units with V5.0software.

TECHNICAL DATA	
DIMENSIONS	Height: 296mm Width 210mm Depth 82mm
WEIGHT	1.6 Kg
POWER SUPPLY VOLTAGE	230V AC ± 20%

EVCS-HSP

TYPE A OUTSTATION

The EVCS Type A Outstation is designed to fully comply with BS5839 Part 9:2011 for use as a Fire Telephone system, Disabled Refuge Call system or as a combined system when both Fire Telephones and Disabled Refuge Points are required.

FEATURES

- High volume ringer
- Status LED
- Telecoil for hearing impaired users
- Lock door option available

TECHNICAL DATA	
DIMENSIONS	Height: 320mm Width:152mm Depth: 85mm
WEIGHT	1.4Kg (no batteries)

EVCS-HFW

TYPE A OUTSTATION IP65

The EVCS-HFW is a Type A EVCS outstation compatible with the Compact and Network systems. It is supplied in an IP65 case fitted with a standard firemans key lock to prevent unauthorised use.

FEATURES

- Telephone type handset•
- Handset when 'off hook'
- Fitted with a standard firemans key lock to prevent unauthorised use
- Telecoil for hearing impaired users 4-line alphanumeric display (2

TECHNICAL DATA	
DIMENSIONS	Height: 300mm Width:200mm Depth: 120mm
WEIGHT	2.5 Kg
OUTSTATION CABLES DISTANCE	500 mm

EVCS-HSB

TYPE B OUTSTATION

The EVCS Type B Outstation is designed to fully comply with BS5839 for use as a Fire Telephone system, Disabled Refuge Call system or as a combined system when both Fire Telephones and Disabled Refuge Points are required.

FEATURES

- Available in Red, Green and Stainless Steel finishes
- Loop output for hearing impaired users
- Tactile braille signage

TECHNICAL DATA	
DIMENSIONS	Height 135mm x Width 135mm x Depth 45mm
WEIGHT	1105g

EVCS-WJP

ROAMING HANDSET & JACK PLATE

Honeywell EVCS systems cover a wide range of building types and sizes providing Emergency voice communication between personnel and the Fire and Rescue Services. For larger systems the Network 8 is ideally suited and the Roaming Handset and Jack Plate are an efficient way to provide a network Fire telephone system communication points

FEATURES

- Flexible roaming phone
- Low noise high quality telephone jack
- Telecoil for hearing impaired users
- Stainless steel jack plate
- Surface or flush mounted

TECHNICAL DATA	
DIMENSIONS JACK PLATE	Height: 86mm Width:86mm Depth: 25mm
WEIGHT	140g
DIMENSIONS ROAMING HEADSET	Height: 210mm Width:66mm Depth: 45mm
WEIGHT	700g

EVCS-TAP

EMERGENCY ASSIST ALARM

The Emergency Assist Alarm Stand Alone Kit provides the perfect solution for conformity with the Building Regulations Document M and Equality Act 2010.
This is a simple 2 wire system that has been specifically designed to meet the needs of disabled service users and conforms to all the relevant requirements; Disability Rights Commission code of practice, English Tourism Council Recommendations and RNIB signage guidelines.

FEATURES

- Complies with regulations & recommendations
- Dual loop pull cord
- High contrast labels
- Blue indication

EVCS-MPX-16

NETWORK 16 MASTER PANEL

The Network 16 system is a Digital Loop based system comprising of master panel (EVCS-MPX-16), Network Exchange Units (EVCS-NSX-16) and Digital Type A (EVCS-HSA-RS-D and Type B (EVCS-CSB-GS-D, EVCS-CSB-GF-D).

Network 16 is designed to ensure simplicity of future expansion, a maximum of 16 outstations of various types can be controlled from one master panel.

Loop wiring ensures the system is fault tolerant through the use of short circuit isolators, and continuous fault monitoring ensures high availability. The system uses digital audio transmission to maintain audio quality and intelligibility when it matters most.

Also Available:
MX16-BEZ: Semi-flush bezel
MX16-SSC: Stainless Steel Flush Cover

FEATURES

- Up to 16 digital outstations per panel
- 4 core loop configuration
- Soft addressing of outstations
- SD card integration

TECHNICAL DATA	
DIMENSIONS	Height: 487mm Width:355mm Depth: 158mm
WEIGHT WITH BATTERY	6.7 Kg
POWER SUPPLY	2.7 W
OPERATING TEMPERATURE	-5° C to + 40° C

EVCS-HSA-RS-D

DIGITAL TYPE A OUTSTATION

The EVCS Type A Digital Outstation is designed to fully comply with BS5839 Part 9:2011 for use as a Fire Telephone system, Disabled Refuge Call system or as a combined system when both Fire Telephones and Disabled Refuge Points are required.

Also available:
EVCS-HSA-SS-D: Digital Type A Outstation-Stainless Steel Surface Mount
TA16-BEZ: Flush Surround - Red
TA16-SS-BEZ: Flush Surround - Stainless Steel

FEATURES

- Use as a fire telephone or disabled refuge call point.
- Easy identification of outstation in use.
- Up to 16 digital outstations per panel

TECHNICAL DATA	
FINISH & MOUNTING	Red Surface Mount
CABLING	Enhanced FP200 2X2 / 4X1 Core; 1.5 sq mm
CONFIGURATION & DISTANCE	Loop configuration; Maximum distance between two units - 200 metre
DIMENSION	H 320 X W 152 X D 114 mm (2.2 Kg)
KNOCKOUTS	4 x 20 mm dia

EVCS-CSB

DIGITAL TYPE B OUTSTATION

The EVCS Type B Digital Outstation is designed to fully comply with BS5839 for use as a Fire Telephone system, Disabled Refuge Call system or as a combined system when both Fire Telephones and Disabled Refuge Points are required.
EVCS-CSB-GS-D: Digital Type B Outstation-Green Surface Mount
EVCS-CSB-GF-D: Digital Type B Outstation-Green Flush Mount
EVCS-CSB-RS-D: Digital Type B Outstation-Red Surface Mount
EVCS-CSB-RF-D: Digital Type B Outstation-Red Flush Mount

FEATURES

- Full duplex operation for 2-way voice communication.
- Large tactile braille signage.
- Status LED

TECHNICAL DATA	
FINISH AND MOUNTING	Red, Green, Surface, Flush
CABLING	Enhanced FP200 2X2 / 4X1 Core; 1.5 sq mm
CONFIGURATION & DISTANCE	Loop configuration; Maximum distance between two units - 200 metre
DIMENSIONS	H 136 X W 136 X D 56 mm (0.6 Kg)
KNOCKOUTS	5 x 20 mm dia; 1 x 25 mm dia, 6 x 20mm dia

HLS-RES-PL

RESPONSE PLUS PAGING SYSTEM

The Response Plus can be used to support four dry volt free contacts and serial data input. The contacts can be set to normally open (N/O) or normally closed (N/C) as required. When activated these will send pre-programmed messages to a particular pager address (this could be to an individual pager or group of pagers at the same time).
HLS-RES-PL: Response Plus Unit 4W 4 Contacts (only)
HLS-RES-PL-MORD-A: Response Plus Unit RS232 / 4 Contacts ZX1/2/5 SE & DXc (all events)
HLS-RES-PL-MORB-A: Response Plus Unit RS232 / 4 Contacts ZX1/2/5 SE & DXc (fire only)

FEATURES

- Paging System consists of a wall-mount enclosure , power supply and transmitter
- Status indicator LED for Power and Transmission
- 230V AC mains power supply with fused spur option
- An optional antenna (dipole) installed external to equipment enclosure
- Alphanumeric Pagers (supplied separately)

TECHNICAL DATA	
DIMENSIONS	Height: 262mm Width:155mm Depth: 50mm
POWER SUPPLY	240VAC
POWER OUTPUT	500mW to 4W ±1dB 50 Ω
TEMPERATURE RANGE	-10°C to +60°C

HLS-RES-LI

RESPONSE LINK PAGING SYSTEM

The Response Link is an entry level paging system that supports four dry volt free contacts only, which can be set to normally open (N/O) or normally closed (N/C) as required.

FEATURES

- Paging System consists of a wall-mount enclosure , power supply and transmitter
- Status indicator LED for Power and Transmission
- 230V AC mains power supply with fused spur option
- An optional antenna (dipole) installed external to equipment enclosure
- RS232 data port input and programing*

TECHNICAL DATA	
DIMENSIONS	Height: 262mm Width:155mm Depth: 50mm
POWER SUPPLY	240VAC
POWER OUTPUT	500mW
TEMPERATURE RANGE	-10°C to +60°C

HLS–RES–AI

RESPONSE AID PAGING SYSTEM

The Response Aid Paging System provides an easy-to-use, cost effective solution to support deaf and hard of hearing people in case of a fire emergency. The unit has the capability of 3 dry contacts.

HLS-RES-PL: Response Aid Unit Hearing impaired - Contact only
HLS-RES-AID-MORD-A: Response Aid Unit RS232 / 3 Contacts ZX1/2/5 SE & DXc (all events)
HLS-RES-AID-MORB-A: Response Aid Unit RS232 / 3 Contacts ZX1/2/5 SE & DXc (fire only)

FEATURES

- Adheres to BS 5839 and meets Equality Act 2010 recommendations
- RS232 data port input and programming
- Four contact closure alarms
- Compliance with the requirements of BS 5839 part 1 low battery audible alarm in the event of mains failure

TECHNICAL DATA	
DIMENSIONS	Height: 333mm Width:265mm Depth: 78mm
POWER SUPPLY	100 - 240VAC
POWER OUTPUT	500mW to 4W ±1dB 50 Ω
TEMPERATURE RANGE	-10°C TO +60°C

HLS-RES-PAGRD

PAGER RED (FOR RESPONSE PLUS & LINK ONLY)

The Response pagers are simple, compact and discreet personal devices for short messages. They're lightweight, comfortable to wear and come with a robust belt/pocket clip.

FEATURES

- 4-line alphanumeric display (20 characters per line / 15 characters bold)
- Up to 50 memory storage (upto 64 characters per message dependent on Protocol and Pager type)
- Time and date display and stamping
- Unread message reminder alert / automatic message detection

TECHNICAL DATA	
DIMENSIONS	Height: 75mm Width:50mm Depth: 15mm
WEIGHT WITH BATTERY	112 grams
FREQUENCY	433Mhz - 470Mhz
BATTERY TYPE	1 x AA
OPERATING TEMPERATURE	-20°C to +50°C

HLS-RES-PAGBL

PAGER BLACK (FOR RESPONSE AID ONLY)

The Response pagers are simple, compact and discreet personal devices for short messages. They're lightweight, comfortable to wear and come with a robust belt/pocket clip.

FEATURES

- 4-line alphanumeric display (20 characters per line / 15 characters bold)
- Up to 50 memory storage (upto 64 characters per message dependent on Protocol and Pager type)
- Time and date display and stamping
- Unread message reminder alert / automatic message detection

TECHNICAL DATA	
DIMENSIONS	Height: 75mm Width:50mm Depth: 15mm
WEIGHT WITH BATTERY	112 grams
FREQUENCY	433Mhz - 470Mhz
BATTERY TYPE	1 x AA
OPERATING TEMPERATURE	-20°C to +50°C

HLS-RES-PAG-XXX

RECHARGEABLE TFT DISPLAY PAGER

Designed for busy staff who rely on instant communication, the rechargeable TFT pager is the most robust pager for your paging system.

HLS-RES-PAG-FIRE: Rechargeable TFT Display Pager - Fire Marshall use (black)
HLS-RES-PAG-ECA: Rechargeable TFT Display Pager - Equalities Compliance Act use (black)

FEATURES

- Up to 2-mile range with unique ID to prevent signal interference
- Built with high quality materials for maximum durability and industry leading
- Replace your own batteries to reduce downtime and cost
- Out-of-range and search ensures guest contact and minimises pager loss.

TECHNICAL DATA	
DIMENSIONS	Height: 95mm Width 44mm Depth 8.3mm
WEIGHT	0.11 Kg

HLS-RES-CHAR15

15 WAY CHARGING RACK (TFT PAGER)

Charging rack for TFT Pagers that comes with 15 sloths and charges pagers in 2 hours.

FEATURES

- Backlit for enchanced visibility
- Durable for high volume use
- Space saving tower rack

TECHNICAL DATA	
DIMENSIONS	Height: 295mm Width:101.6mm Depth: 152mm
WEIGHT	1.25 Kg

HLS-RES-SK

SITE SURVEY KIT

The Response Paging Site Survey Kit is a simple and convenient solution for those conducting regular paging site surveys.

FEATURES

- Quick set up (no PC required on site)
- 4w transmitter as standard
- Flexibility to decrease to 500mW using the provided software (used for Response Link site surveys)

TECHNICAL DATA	
DIMENSIONS	289mm (L) x 361mm (W) x 165mm (D)
POWER SUPPLY	240VAC or 12v battery (min 3.2 amps)
POWER OUTPUT	500mW to 4W ±1dB 50
FREQUENCY RANGE	UHF: 427.5 – 475MHz, synthesized

HLS-RES-REPEAT

DUPLEX REPEATER

The Duplex Repeater is a purpose designed repeater for the Honeywell Response Paging System. It's used to extend radio coverage with the Response Paging family on fire event messages

TECHNICAL DATA	
DIMENSIONS	272mm x 258mm x 78mm
POWER SUPPLY	AC power supply 100 – 240V AC 50/60Hz 0.7A
FREQUENCY RANGE	450 - 470 MHz
TEMPERATURE LIMITS	-10°C to +50°C

HLS–RES–REC

FEATURES

- Control equipment by turning the on-board relay on or off upon receipt of a control
- Send the Commands to a PC via the serial output of the paging receiver for remote serial control applications

OUTPUT CONTROL PAGING RECEIVER C/W PSU

The Output Paging Receiver is a high sensitivity, ultra low current paging receiver.

The Output Control Paging Receiver is a cost effective remote switching solution which is simple to install and can be configured using any serial terminal program.

TECHNICAL DATA	
DIMENSIONS	Height: 66mm Width:50mm Depth: 26mm
SUPPLY VOLTAGE	10v to 17v, Nominal 12V. If relay operation is not required 4-17V can be used
FREQUENCY BANDS	VHF: 136 - 174MHZ UHF: 440 - 470MHz
OUTPUTS	3. One relay and two open collector
TEMPERATURE LIMITS	-10ºC to +50ºC

VARIODYN D1

FEATURES

- Control and Indicating Equipment Certified to EN54 Part 16
- Flexible systems that supports both simple and the most complex communication needs
- High quality digital audio
- Touchscreen Graphical User Interface that manages the entire system
- Dedicated Honeywell design and project support

SCALABLE PUBLIC ADDRESS / VOICE ALARM SYSTEM

Selecting, designing and commissioning a VA/PA system can be complicated. At Honeywell we have a team of experts that will help you build the most suitable system for your building.

The first step is to decide exactly what type of VA/PA system you'll need. This will largely depend on the size and complexity of your building.

The following three types of systems are available that start from small 'Stand Alone' packages suitable for single storey buildings such as shops and offices and move up to custom made 'Networked Systems' that will consist of a number of systems linked together for large structures such as exhibition halls and airports.

Voice Alarm is increasingly important in the safe management of buildings.

A voice message informs occupants exactly what to do in an emergency and it is a long established fact that people respond more quickly and are more likely to take the correct action during an evacuation if voice messages are used instead of tone sounders.

A comprehensive range of loudspeakers, amplifiers, control devices and call stations is available. Please contact us for full details.

EN54 CERTIFIED LOUDSPEAKER RANGE

LSC-506	5" Ceiling Speaker 6W complete with Fire Dome (EN54 - 24)
582470	6W Cabinet Speaker
582473	10W Uni Directional Speaker
582474	20W Uni Directional Speaker
582475	20W Bi Di Speaker
582476	20W Column Speaker
582477	40W Column Speaker
582423	Wall mounting 10W round loudspeaker (EN54 -24)
582425	6 W 6.5" flush-mounted wall loudspeaker (EN 54-24)
582408.SAFE	6 W 6.5" shallow ceiling loudspeaker EN 54
582408.FD	Steel fire dome for 582408.SAFE
582432	30W Horn loudspeaker IP66 (EN54-24)
582480	24w Coaxial x" Ceiling Loudspeaker
582479	15w Horn loudspeaker
LSC-606	6.5" Ceiling loudspeaker 6W with Fire Dome (EN54 - 24)
LSC-606/DC	6.5" Ceiling Speaker 6W with Fire Dome (EN54 - 24) With Capacitor for DC Surveillance

ANCILLARIES

POWER SUPPLIES AND BATTERIES

HLSPS25	2.5 Amp EN54-4 Power supply unit. Two 1.1 Amp or one 2.2 Amp outputs (selectable). Fault relay output and charger inhibit input to allow 300mA extra output current. (space for up to 17Ah batteries)
HLSPS50	5 Amp EN54-4 Power supply unit. Two 2.2 Amp or one 4.4 Amp outputs (selectable). Fault relay output and charger inhibit input to allow 600mA extra output current (space for up to 17Ah batteries)
RB12	1.2Ah 12V Sealed Lead Acid battery. Prices are subject to monthly review.
RB28	2.8Ah 12V Sealed Lead Acid battery. Prices are subject to monthly review.
RB70	7Ah 12V Sealed Lead Acid battery. Prices are subject to monthly review.
RB120	12Ah 12V Sealed Lead Acid battery. Prices are subject to monthly review.
RB170	17Ah 12V Sealed Lead Acid battery. Prices are subject to monthly review.
RB240	24Ah 12V Sealed Lead Acid battery. Prices are subject to monthly review.
RB380	38Ah 12V Sealed Lead Acid battery. Prices are subject to monthly review.

DOOR RETENTION

04390-55	Door retention unit, 240Vac, white.
04390-31	Door retention unit, 24Vdc, white.
04390-92	Floor mounting bracket for door retainers DR/W.
04390-41	Door holder 24VDC Floor mounted
04390-99	Door holder PLT assembly

TRANSFORMER RECTIFIERS

HLS-PSU-TR20	24V 2Amp Transformer-Rectifier
HLS-PSU-TR40	24V 4Amp Transformer-Rectifier

MISCELLANEOUS

REL/T/245	24Vdc relay with 5 amp rated V/F changeover contacts (240Vac 3A), in enclosure (polarised suppressed).
RI/W/3V	Remote LED (flush mounting). Requires a single gang backbox for mounting.
HLS-DOCBOX	Document box - Grey

For more information
www.morley-ias.co.uk

Honeywell Morley IAS
140, Waterside Road
Hamilton Industrial Estate
Leicester
LE5 1TN

T: +44 (0) 203 409 1779
E: sales@morleyias.co.uk

CAT-UK-HMIAS | 02 | 01/20
© 2020 Honeywell International Inc.